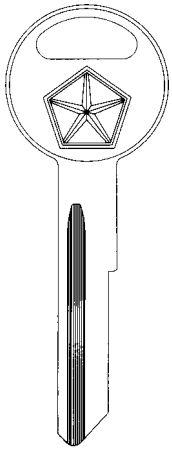
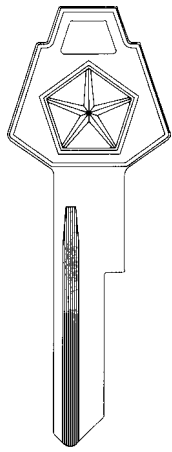


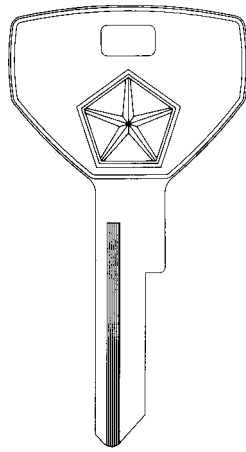
# ORIGINAL DOMESTIC VEHICLE BLANKS



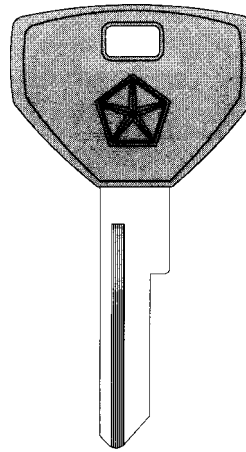
Y149CHY



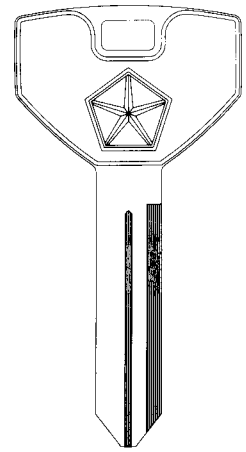
Y152CHY



Y153CHY

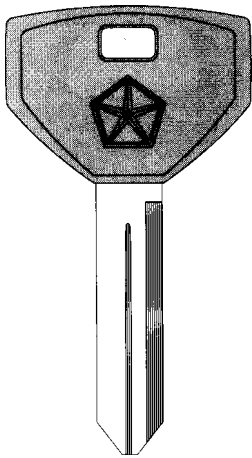


Y153PCHY




Y154CHY

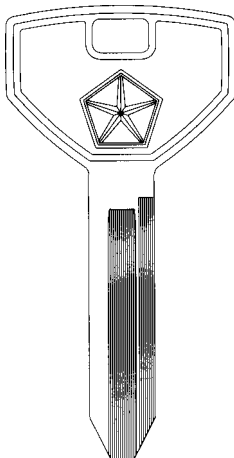
CHRYSLER, DODGE, JEEP By ILCO



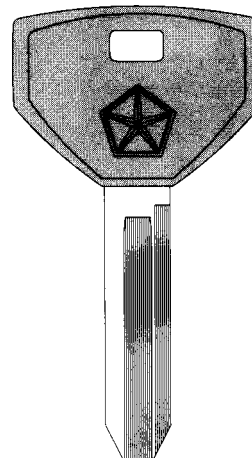
Y154PCHY



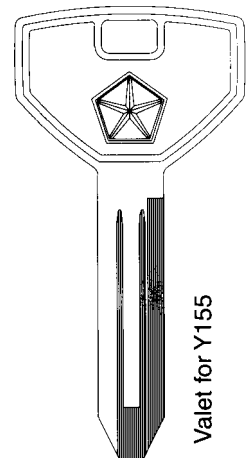
Y154PJP



Y155CHY



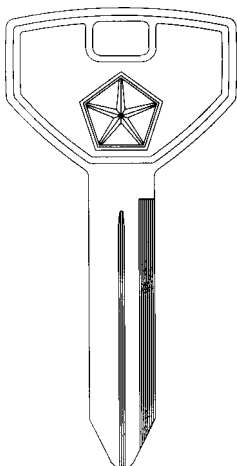
Y155PCHY




Y156VCHY

Valet for Y155

CHRYSLER, DODGE, JEEP By ILCO




Y157CHY

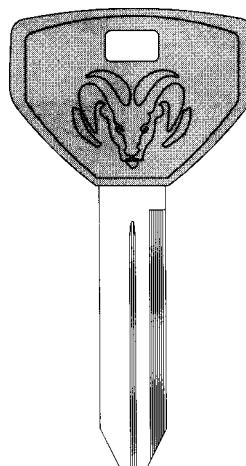


Y157PCHY

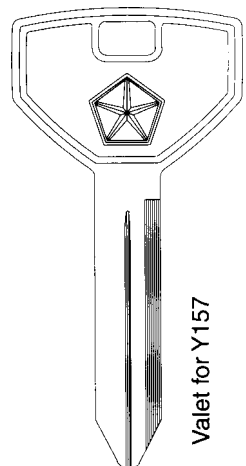
Neon Green  
Y157PCHG  
Neon Yellow  
Y157PCHY



Y157PJP



Y157PRAM



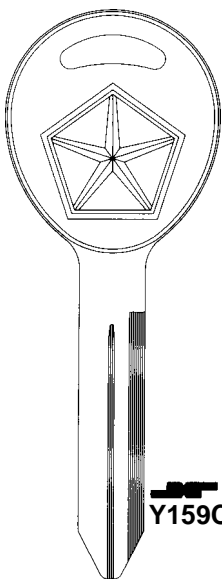
Y158VCHY

Valet for Y157

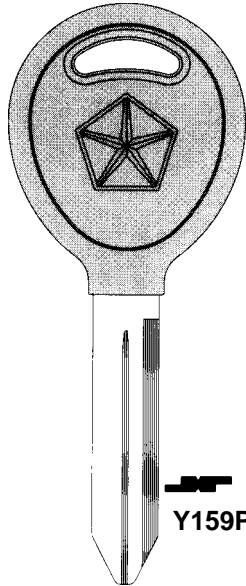
CHRYSLER, DODGE, JEEP By ILCO

Through licenses with vehicle manufacturers, Ilco is now authorized to offer automotive key blanks with the original manufacturers' logos. This section includes Chrysler, Ford and General Motors originals by Ilco.

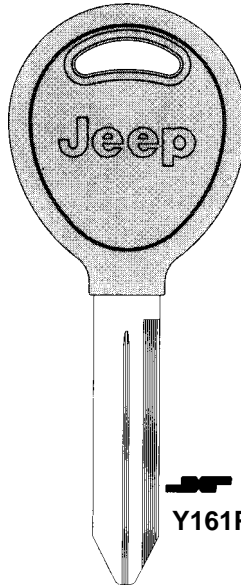
# ORIGINAL DOMESTIC VEHICLE BLANKS



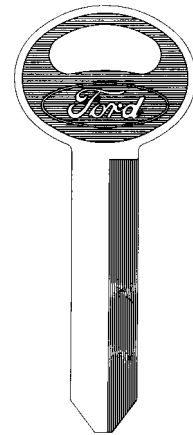
Y159CHY



Y159PCHY

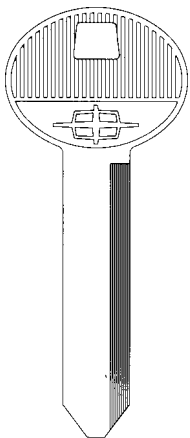


Y161PJP

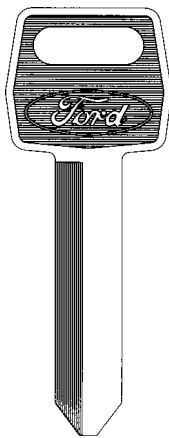


H50F  
FORD, MERCURY, LINCOLN  
By ILCO

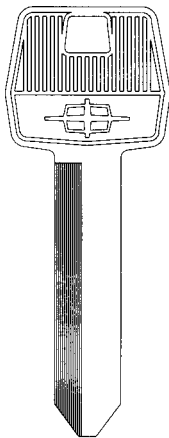
CHRYSLER, DODGE, JEEP By ILCO




H50L



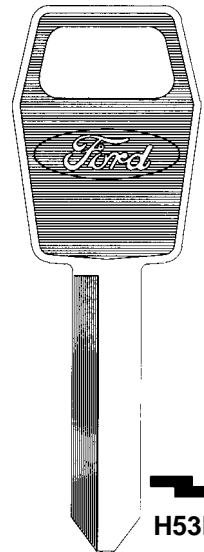
H51F



H51L

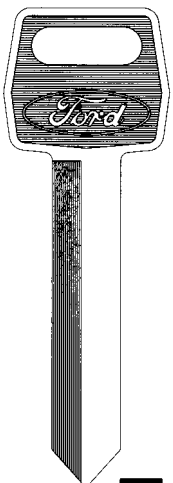


H52F

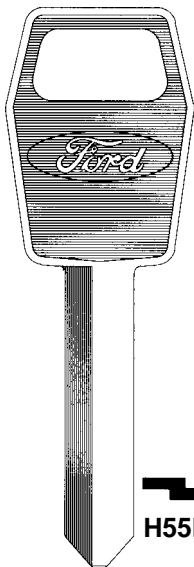


H53F

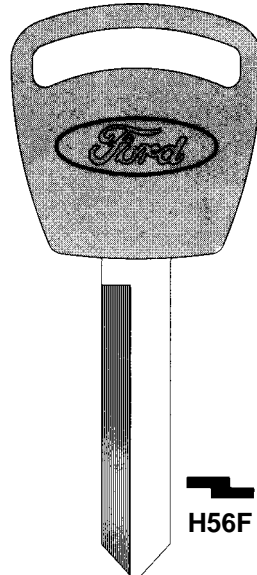
FORD, MERCURY, LINCOLN By ILCO



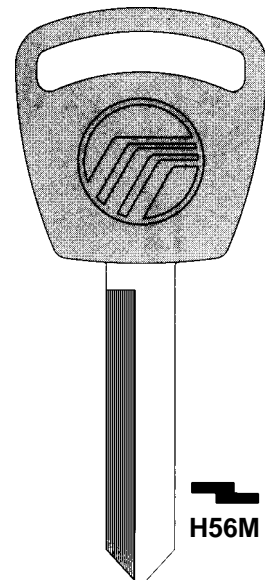
H54F



H55F



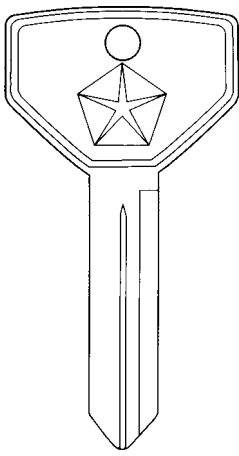
H56F



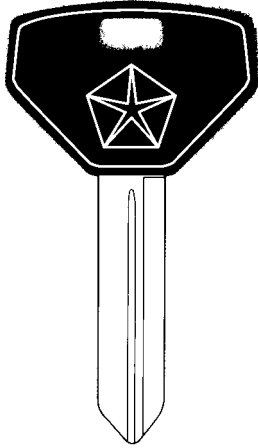
H56M

FORD, MERCURY, LINCOLN By ILCO

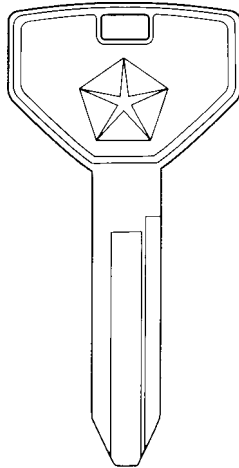
# ORIGINAL DOMESTIC VEHICLE BLANKS



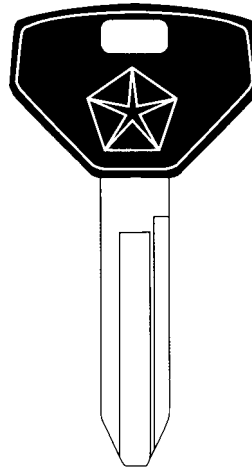
JT-Y154C-NP



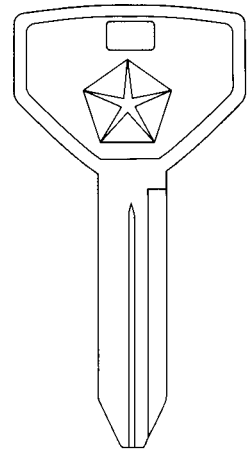
JT-Y154C-PH



JT-Y155C-NP

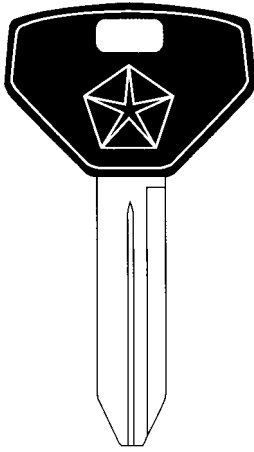


JT-Y155C-PH

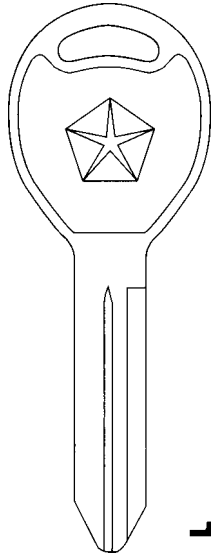


JT-Y157C-NP

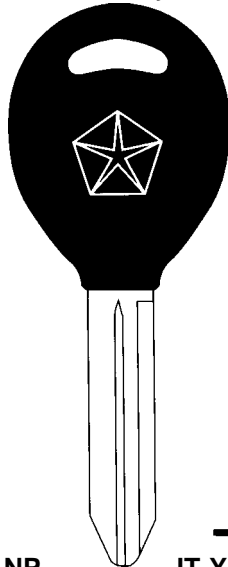
CHRYSLER By JET



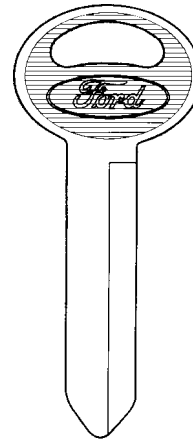
JT-Y157C-NP



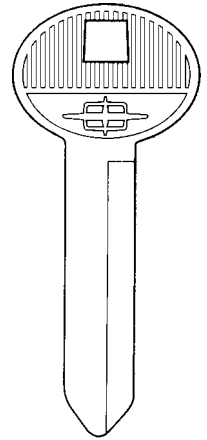
JT-Y159C-NP



JT-Y159C-PH



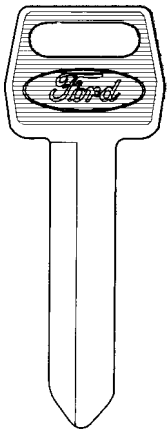
JT-H50F-NP



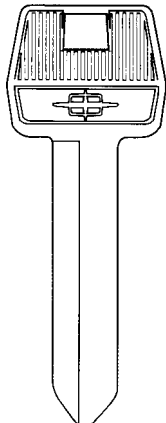
JT-H50L-NP

CHRYSLER By JET

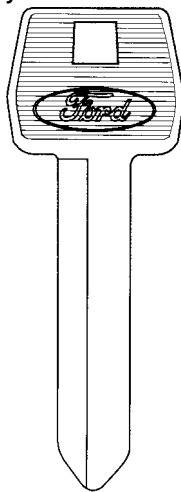
FORD By JET



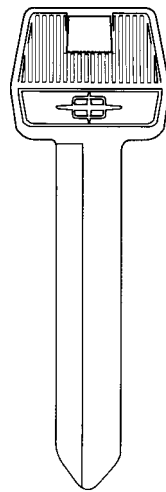
JT-H51F-NP



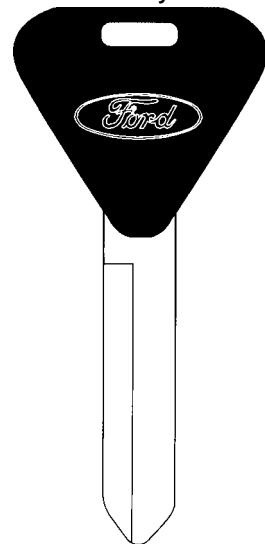
JT-H51L-NP



JT-H60F-NP




JT-H60L-NP



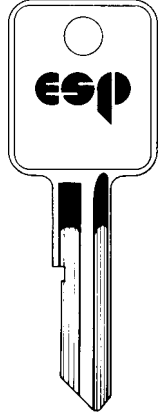
JT-H62F-PH

FORD By JET


# ESP DOMESTIC VEHICLE BLANKS



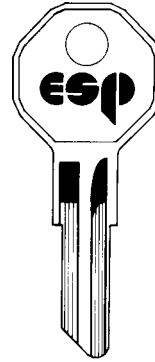
RA3




RA4



B1



B2



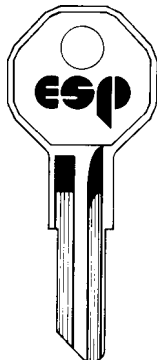
B4

AMERICAN MOTORS


BRIGGS & STRATTON



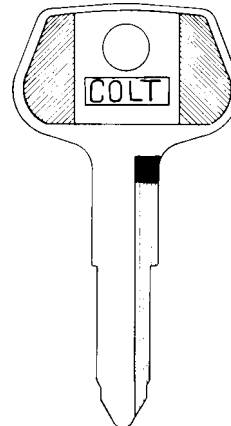
B5



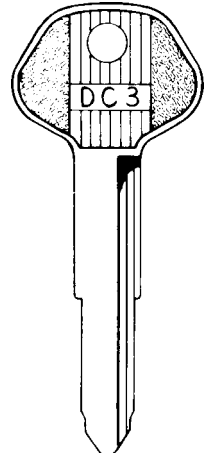
B24



GAS



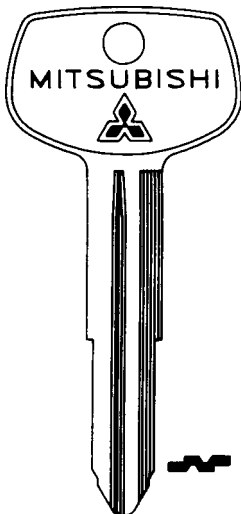
DC2



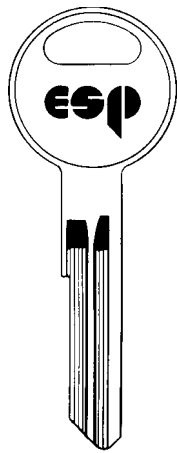
DC3

BRIGGS & STRATTON

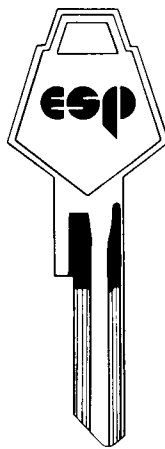
CHRYSLER MOTORS



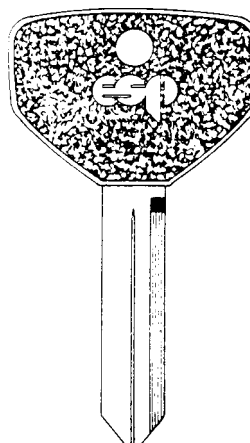
MIT1




Y149



Y152



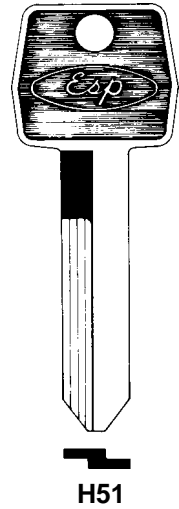
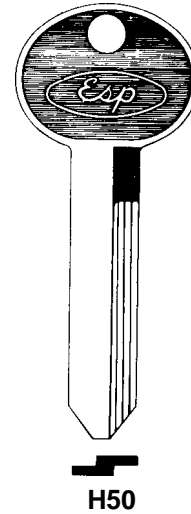
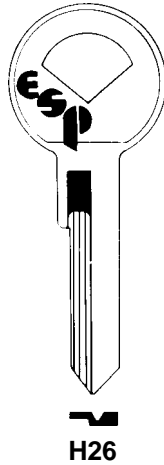
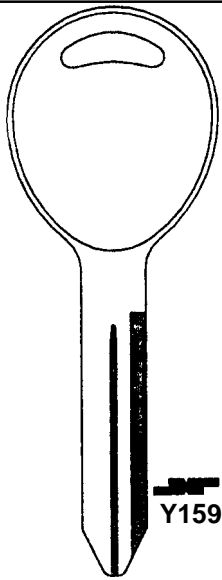
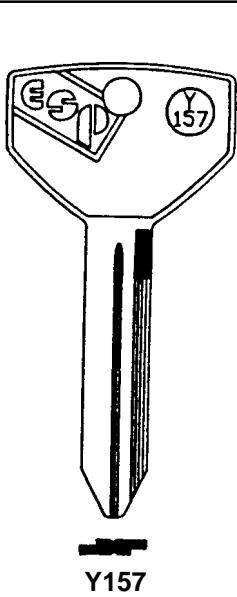
Y154



Y155


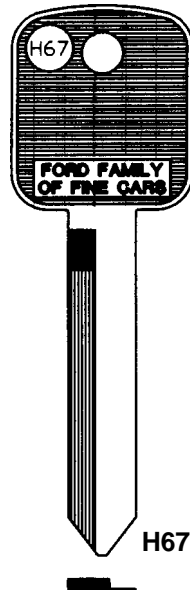
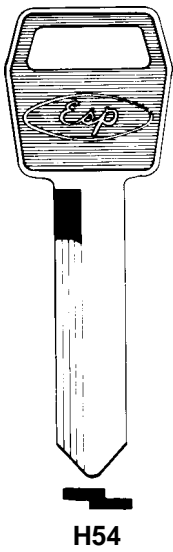
CHRYSLER MOTOR

# ESP DOMESTIC VEHICLE BLANKS

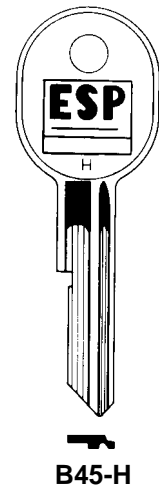
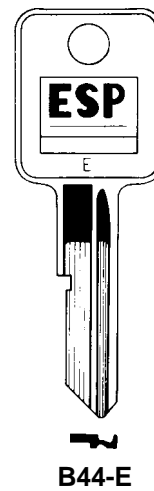
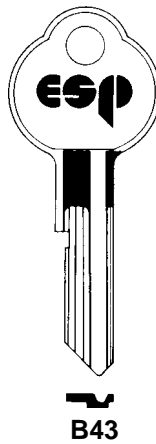
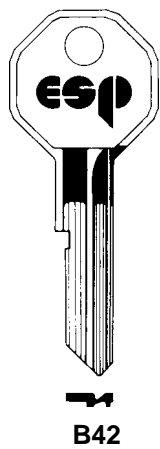
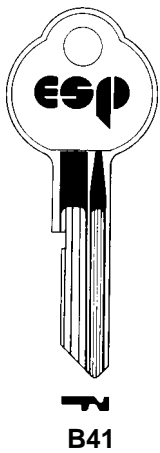


CHRYSLER MOTOR

FORD MOTOR




FORD MOTOR




GENERAL MOTORS

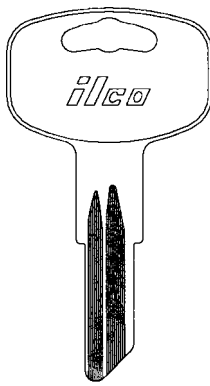
# ILCO DOMESTIC VEHICLE BLANKS




  
1098GM




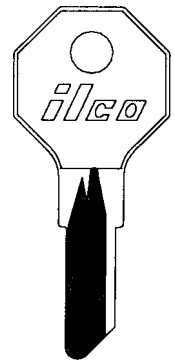
  
1098M  
2




  
1098PB

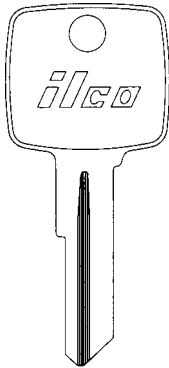


  
1098XL

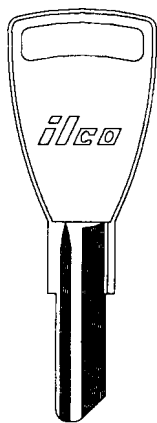



  
H1098DB

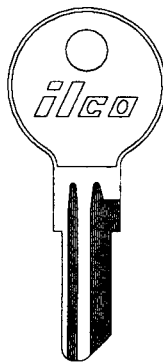
BRIGGS & STRATTON





  
1595  
BRIGGS &  
STRATTON



  
C1054B



  
O1122



  
CH3



CH4



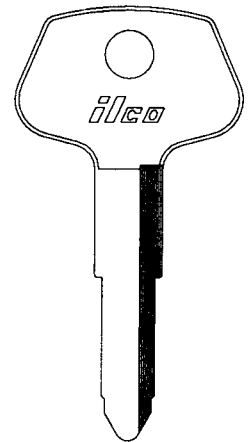
CH8




CH5

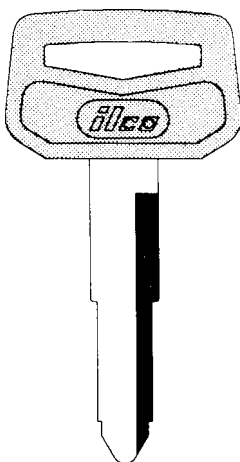


CH6

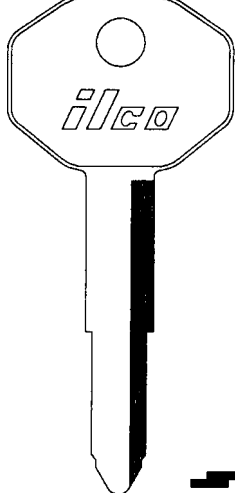


  
X54  
(DC1)  
CHRYSLER

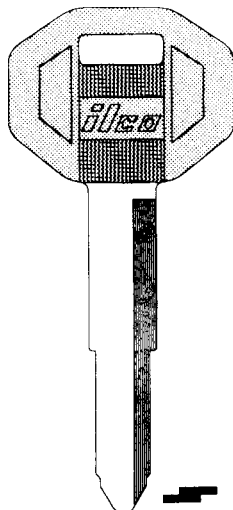
CHRYSLER OUTBOARDS



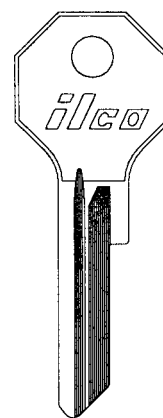
  
DC1-P  
(X54)



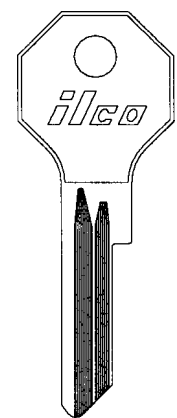
  
X121  
(DC3)



  
DC3-P  
(X121)  
CHRYSLER

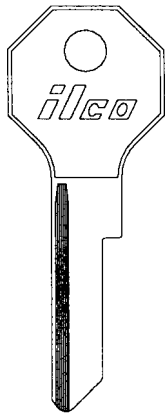


  
X1199AR

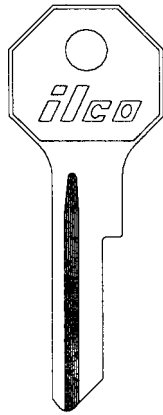



  
X1199B

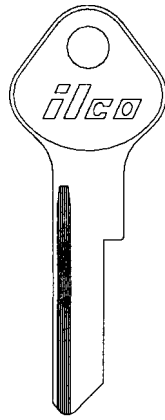
# ILCO DOMESTIC VEHICLE BLANKS




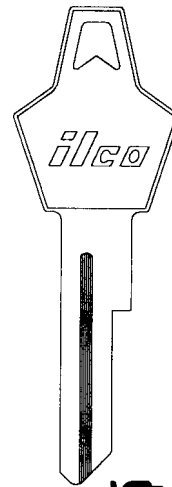
 **X1199G**




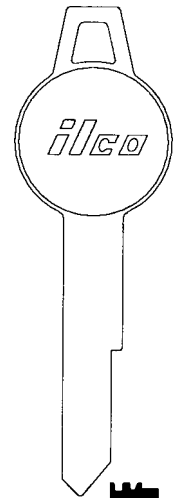
 **X1199J**



 **XO1199G**

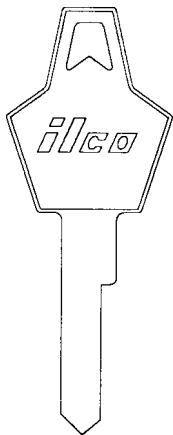


 **1764P**

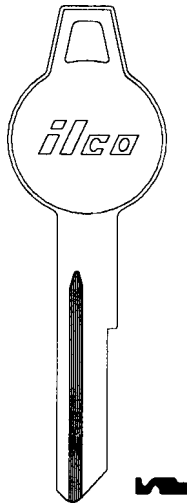


 **1764S**

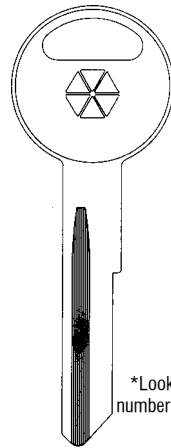
CHRYSLER




 **1766DT**

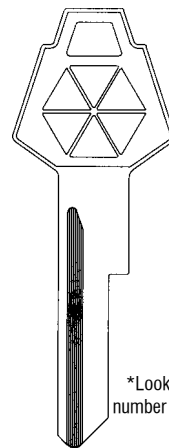



 **1767DT**



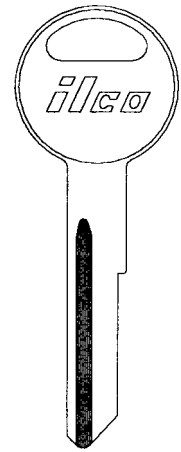
 **TA-320433\***


\*Look Alike number shown.



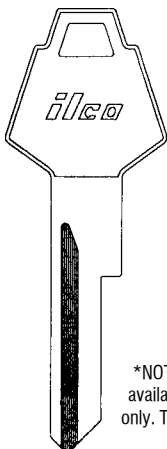
 **TA-320514\***


\*Look Alike number shown.



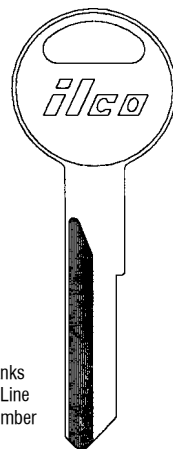
 **U1770CH**


CHRYSLER

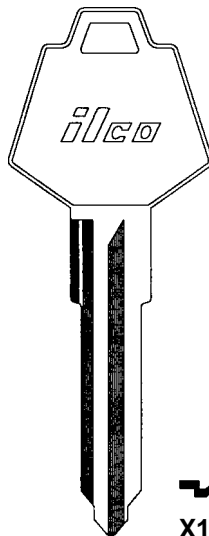


 **TA-Y152/P19A\***  
2

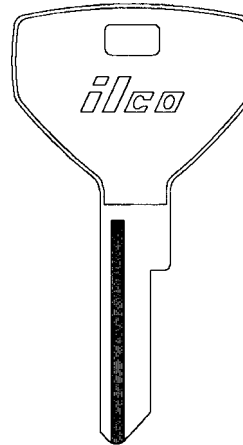
\*NOTE: These blanks available in Taylor Line only. Taylor Line number shown.



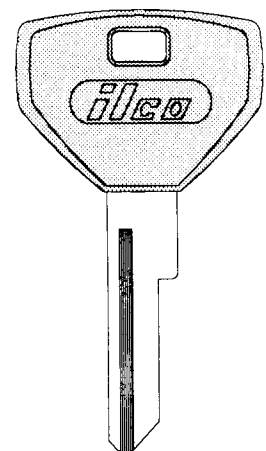
 **TA-Y149/S19\***  
2




 **X16**  
(P1771CR)



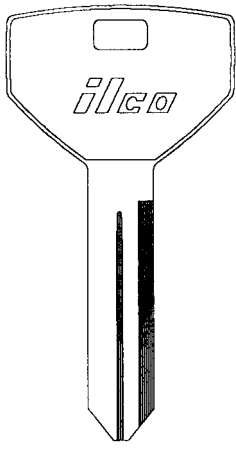
 **P1786**  
(Y153)




 **Y153-P**

CHRYSLER

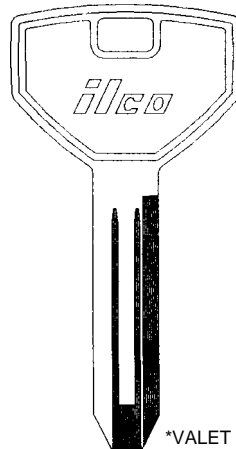
# ILCO DOMESTIC VEHICLE BLANKS



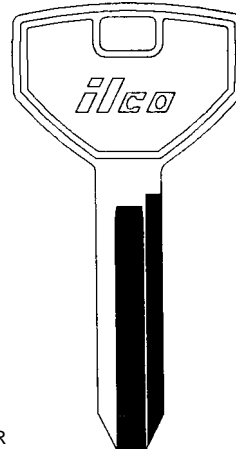
**P1789**  
(Y154)



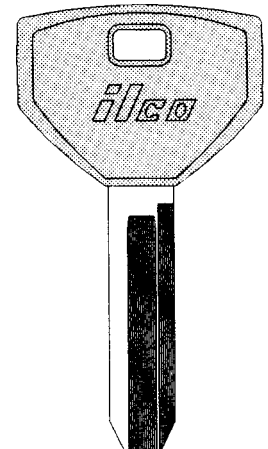
**Y154-P**



**1793V\***  
\*VALET FOR  
P1793 & Y155-P

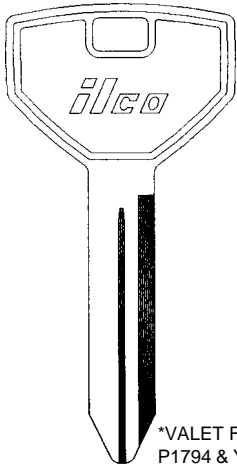


**P1793**  
(Y155)

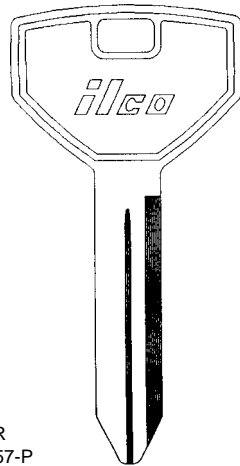


**Y155-P**

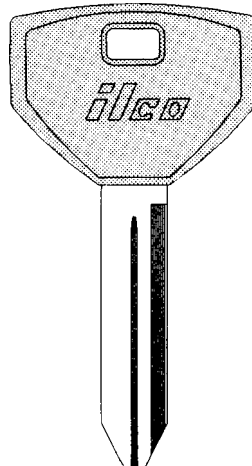
CHRYSLER



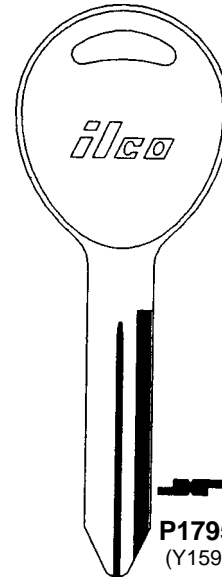
**1794V\***  
\*VALET FOR  
P1794 & Y157-P



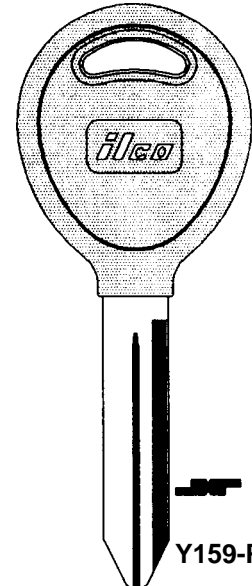
**P1794**  
(Y157)



**Y157-P**

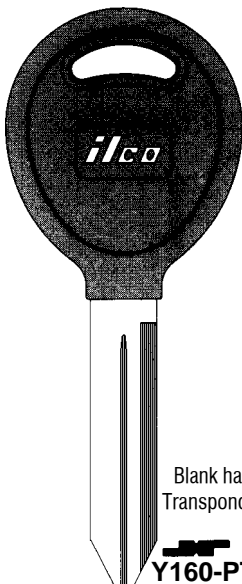


**P1795**  
(Y159)

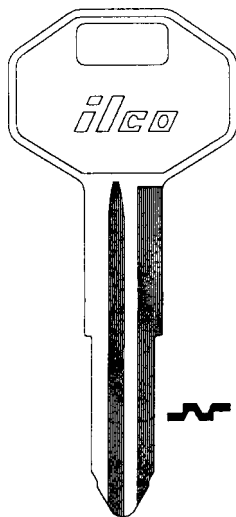


**Y159-P**

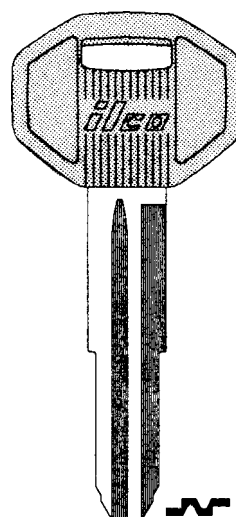
CHRYSLER



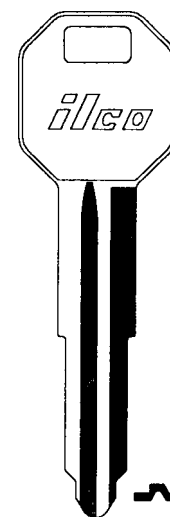
Blank has  
Transponder  
**Y160-PT**



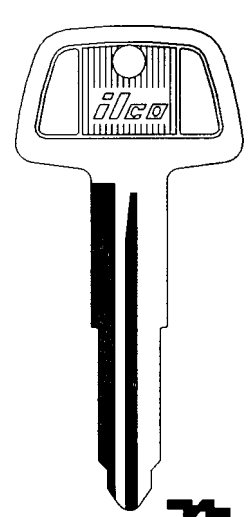
**X176**  
(MIT-1)



**MIT1-P**



**X213**  
(MIT2)

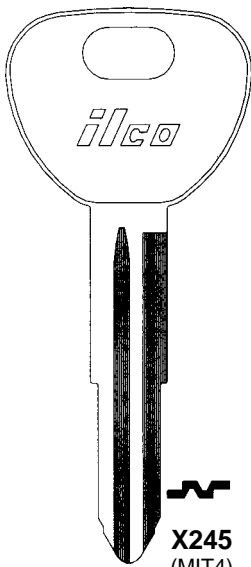


**X224**  
(MIT3)

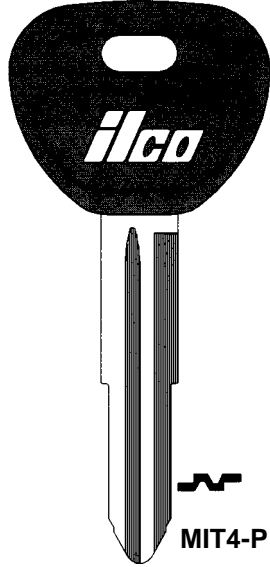
CHRYSLER

-P =Plastic Head

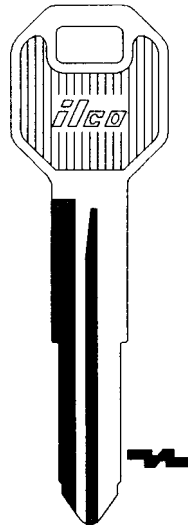
# ILCO DOMESTIC VEHICLE BLANKS



**X245**  
(MIT4)



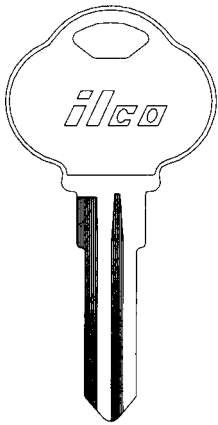
**MIT4-P**



**X229**  
(MIT5)

See pages 1093-1094 for Original blanks  
for Chrysler-Dodge-Jeep by Ilco

## CHRYSLER



**1573A**  
(CLB1)



**1573B**  
(CLB2)



**1573F**  
(CLB6)



**1589J**  
(CLB10)



**1591N**  
(CLB14)



**1573C**  
(CLB3)



**1581G**  
(CLB7)



**1590K**  
(CLB11)



**1591P**  
(CLB15)



**1573D**  
(CLB4)



**1581H**  
(CLB8)



**1591L**  
(CLB12)



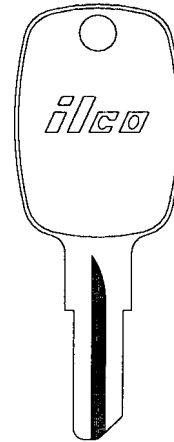
**1573E**  
(CLB5)



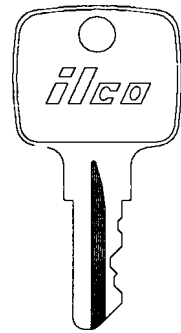
**1589I**  
(CLB9)



**1591M**  
(CLB13)



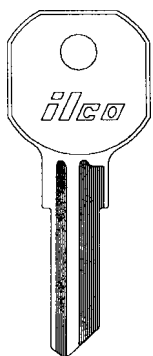
**1098JD**



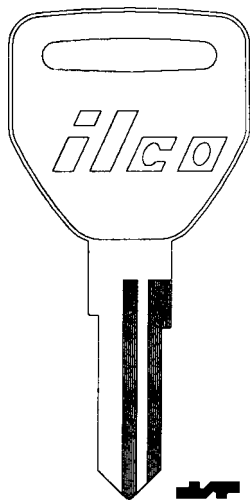
**C1098JD**

## THE CLUB

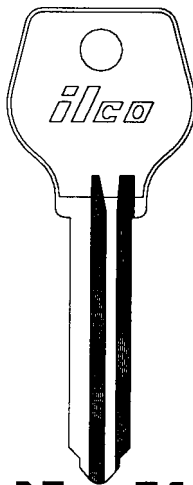
## JOHN DEERE



**1529**



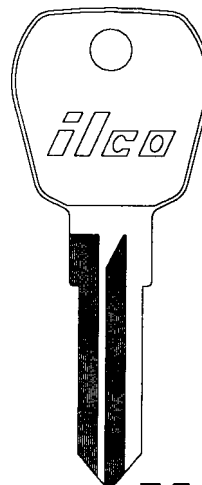
**X169**  
(WB3)



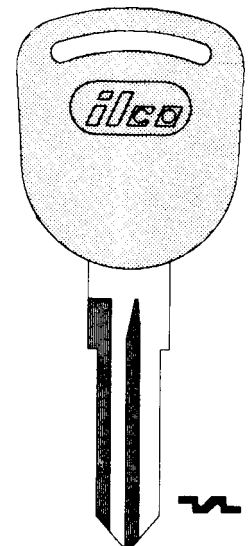
**X4**  
(MZ4)



**X5**  
(MZ5)



**X86**  
(FC7)



**FC7-P**

## DELTA TRUCK BOX

## FORD

See pages 1094-1096 for Original blanks  
for Ford-Mercury-Lincoln by Ilco

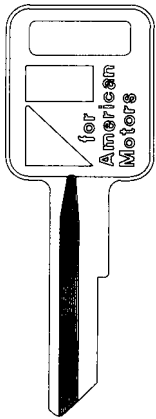
-P =Plastic Head

# ILCO DOMESTIC VEHICLE BLANKS


## LOOK-A-LIKE KEY BLANKS

Look Alike key blanks are made as close to the original as legally possible. They would meet the industry standards of an original, except they do not carry the original or ILCO logo. They are also normally less expensive than the original equipment key blanks.

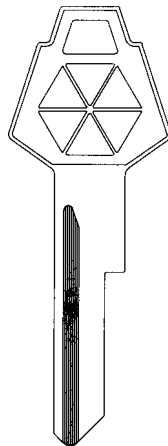
To Fit:	Order#	Ilco Equiv.	To Fit:	Order#	Ilco Equiv.
American Mtrs.	<b>TA-320560 NP</b>	1970AM	GM	<b>TA-GM-A NP</b>	P1098A
	<b>TA-320561 NP</b>	S1970AM		<b>TA-GM-B NP</b>	S1098B
Chrysler	<b>TA-320514 NP</b>	1769CH		<b>TA-GM-C NP</b>	P1098C
	<b>TA-320433 NP</b>	S1768CH		<b>TA-GM-D NP</b>	S1098D
Ford	<b>TA-00113 NP</b>	1167FD		<b>TA-GM-E NP</b>	P1098E
	<b>TA-00114 NP</b>	S1167FD		<b>TA-GM-H NP</b>	S1098H
	<b>TA-00116 NP</b>	1184FD		<b>TA-GM-J NP</b>	P1098J
				<b>TA-GM-K NP</b>	S1098K



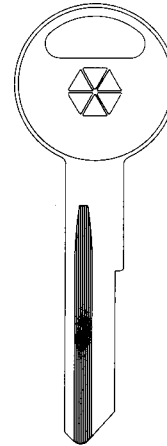
**TA-320560 NP**  
American Motors



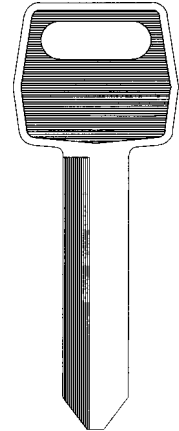
**TA-320561 NP**  
American Motors



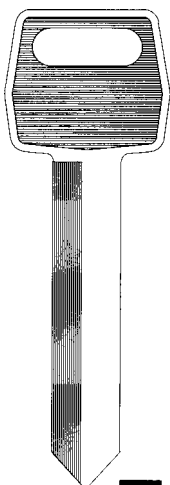
**TA-320514 NP**  
Chrysler



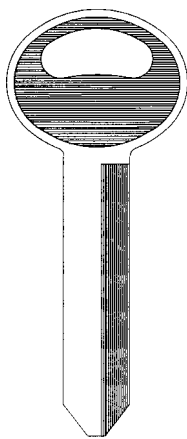
**TA-320433 NP**  
Chrysler



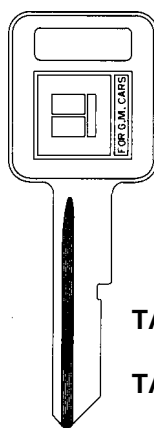
**TA-00113 NP**  
Ford





**TA-00116 NP**  
Ford

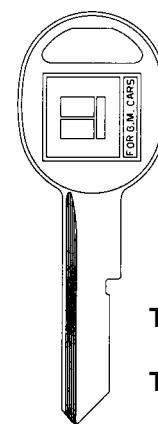


**TA-00114 NP**  
Ford



**TA-GM-A NP**  
General Motors

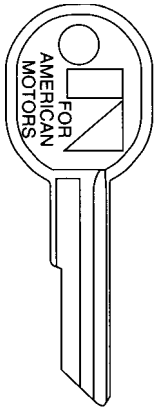
-  **TA-GM-C NP**
-  **TA-GM-E NP**
-  **TA-GM-J NP**



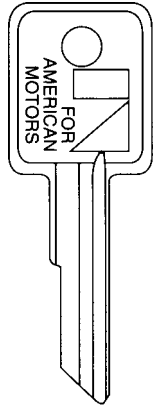
**TA-GM-B NP**  
General Motors

-  **TA-GM-D NP**
-  **TA-GM-H NP**
-  **TA-GM-K NP**

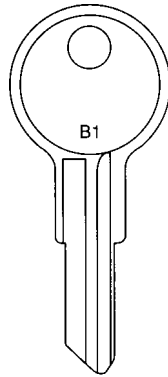
# JET DOMESTIC VEHICLE BLANKS



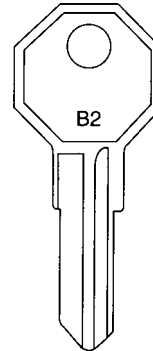
**JT-RA3-NP**



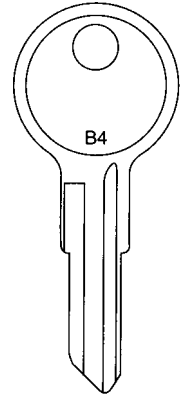
**JT-RA4-NP**



**JT-B1**



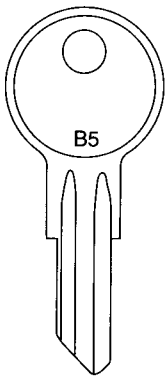
**JT-B2**



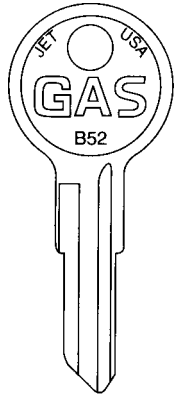
**JT-B4**

AMERICAN MOTORS

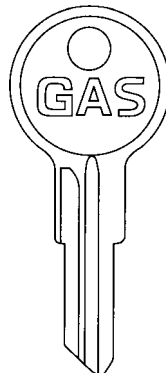
BRIGGS & STRATTON



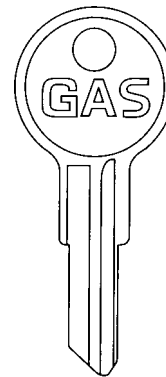
**JT-B5**



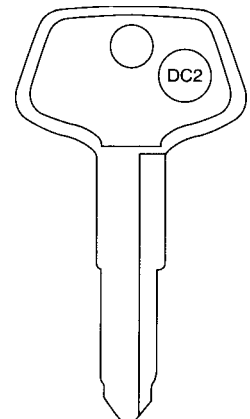
**JT-B52**



**JT-Y12G**



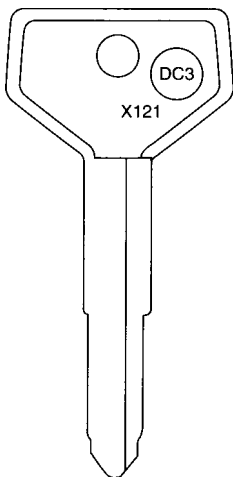
**JT-GAS**



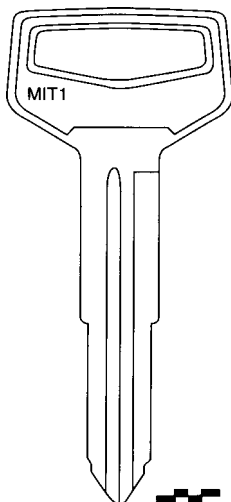
**JT-DC2-NP**

BRIGGS & STRATTON

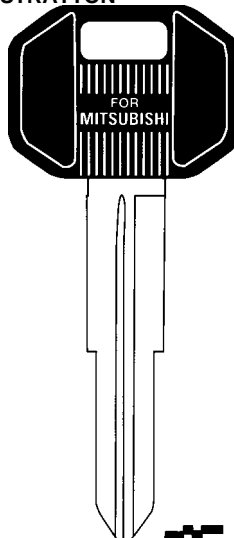
CHRYSLER



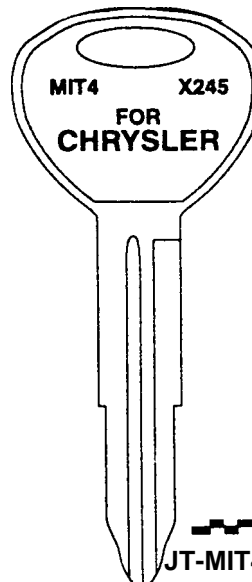
**JT-DC3-NP**



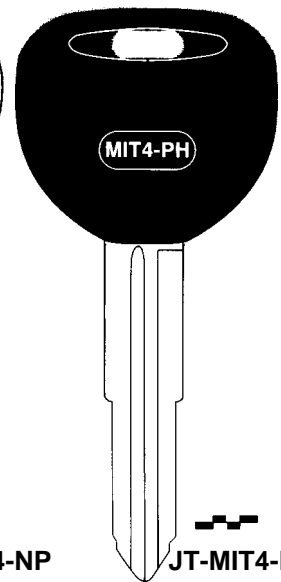
**JT-MIT1-NP**



**JT-MIT1-PH**



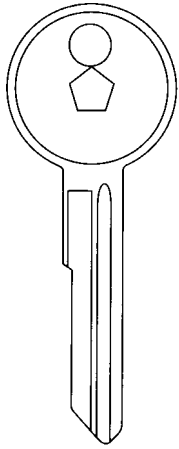
**JT-MIT4-NP**



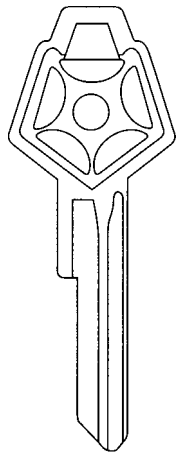
**JT-MIT4-PH**

CHRYSLER

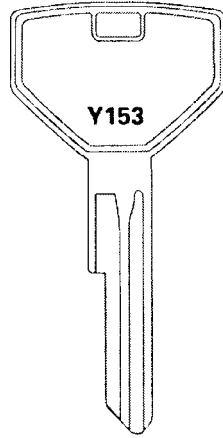
# JET DOMESTIC VEHICLE BLANKS



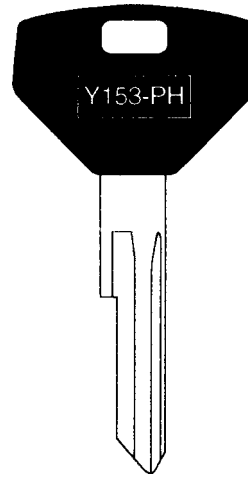
**JT-Y149-NP**



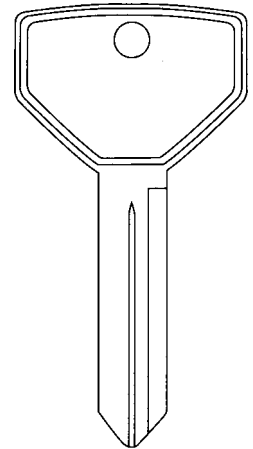
**JT-Y152-NP**



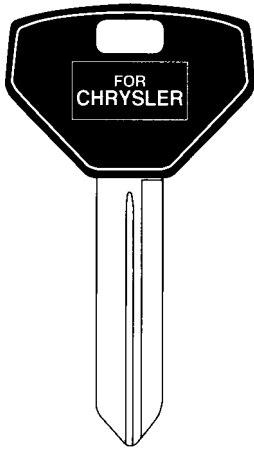
**JT-Y153-NP**  
CHRYSLER



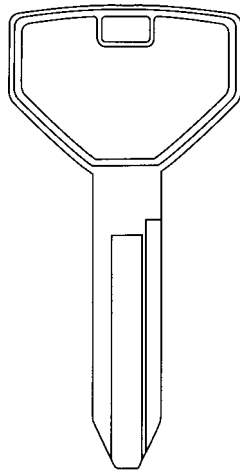
**JT-Y153-PH**



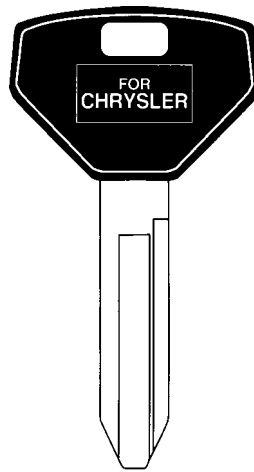
**JT-Y154**



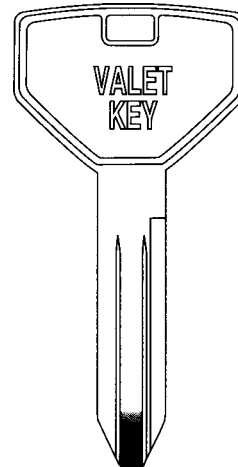
**JT-Y154-PH**



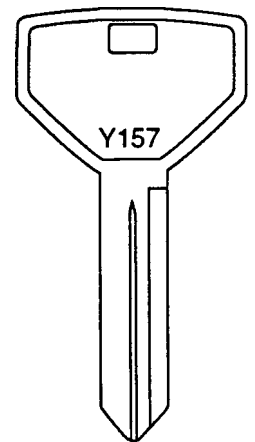
**JT-Y155-NP**



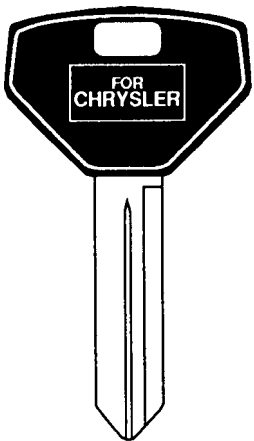
**JT-Y155-PH**  
CHRYSLER



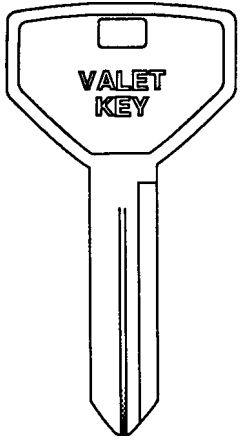
**JT-Y155V-NP**



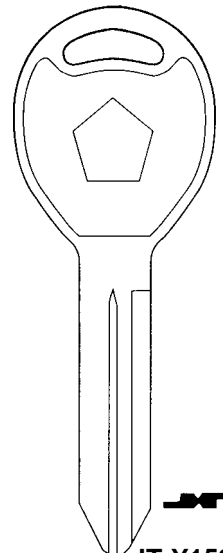
**JT-Y157-NP**



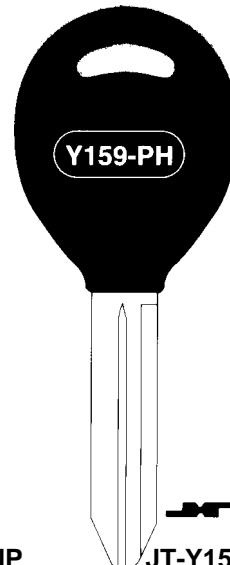
**JT-Y157-PH**



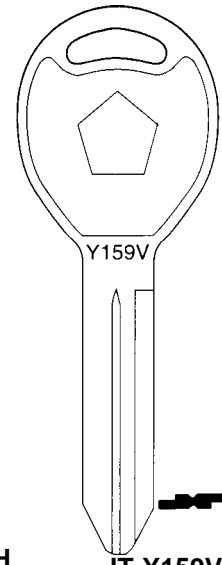
**JT-Y157V-NP**



**JT-Y159-NP**



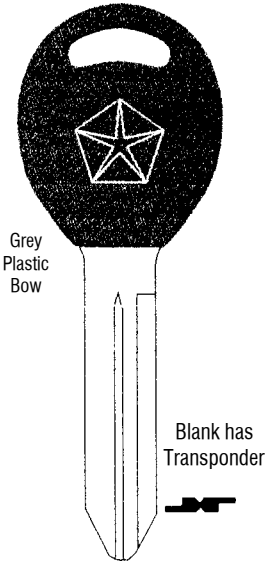
**JT-Y159-PH**



**JT-Y159V-NP**

CHRYSLER

# JET DOMESTIC VEHICLE BLANKS




Grey Plastic Bow

Blank has Transponder

**JT-Y160-PHT**


CHRYSLER



**JT-CB16 NP**

**JT-CB17 NP**

THE CLUB



**JT-CB1 NP**

**JT-CB2 NP**

**JT-CB3 NP**

**JT-CB4 NP**

**JT-CB5 NP**


**JT-CB6 NP**

**JT-CB7 NP**

**JT-CB8 NP**

**JT-CB9 NP**

**JT-CB10 NP**



**JT-CB11 NP**

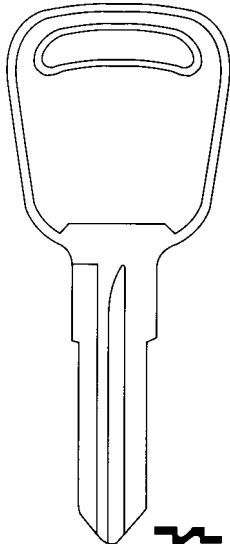
**JT-CB12 NP**

**JT-CB13 NP**

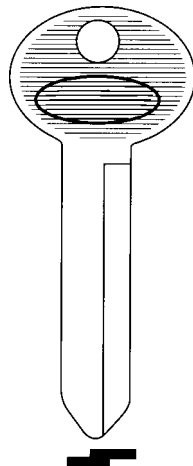
**JT-CB14 NP**

**JT-CB15 NP**

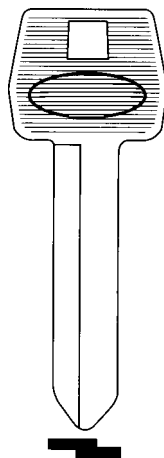
THE CLUB



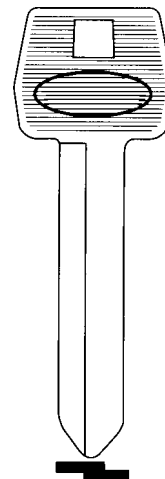
**JT-FC7-NP**



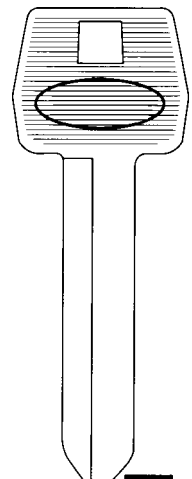
**JT-H50-NP** Nickel Pl.  
**JT-H50-BR** Brass  
**JT-H50-250** 250 pack



**JT-H51-NP** Nickel Pl.  
**JT-H51-BR** Brass  
**JT-H51-250** 250 pack



**JT-H54-NP** Nickel Pl.  
**JT-H54-BR** Brass  
**JT-H54-250** 250 pack



**JT-H60-NP** Nickel Pl.  
**JT-H60-250** 250 pack

FORD