


# MISCELLANEOUS

## CABINET/CLOSET HARDWARE



**Stock No. (Specify Finish)**  
**IV-223B**

Finishes: 3, 5, 10B, 15, 15A, 26, 26D

### Flush Pull

- Low profile makes this pull ideal for louvered, bi-folding or wardrobe doors.
- Made from wrought brass.
- Conforms to design requirements of ANSI/BHMA A156.9 B22201 and A156.14 D2781.
- Dimensions: 3-9/16" H x 1-5/16" W x 1/2" D

**Stock No. (Specify Finish)**  
**IV-227B**

Finishes: 3, 5, 10B, 15, 15A, 26, 26D

### Flush Pull

- Contoured for ease of pulling.
- Extra deep well.
- Deluxe quality.
- Made from wrought brass.
- Conforms to design requirements of ANSI/BHMA A156.9 B22201 and A156.14 D2781.
- Dimensions: 3-5/8" H x 1-3/4" W x 9/16" D

### Elbow Catch

- Ideal for use on the inactive leaf of a pair of cabinet doors.
- Surface applied, making installation simple.
- Made from cast brass or cast aluminum.
- Conforms to design requirements of ANSI/BHMA A156.9.
- Dimensions:  
Plate: 1-3/8" x 5/8"  
Strike: 13/16" x 5/8"



**Stock No. (Specify Finish)**

**IV-2A** Aluminum

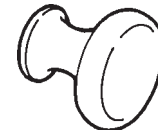
Finishes: 3, 10, 14, 92

**IV-2MB** Brass

Finishes: 3

### Round Knob

- Two diameters stocked: 1" and 1-1/4".
- Made from wrought brass.
- Furnished with a No. 8-32 machine screw, 1-1/8" long.
- Conforms to ANSI/BHMA A156.9 B22131.
- | Model & Diameter | Projection |
|------------------|------------|
| 521 1"           | 15/16"     |
| 521 1 1/4"       | 1-1/8"     |

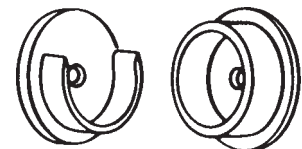
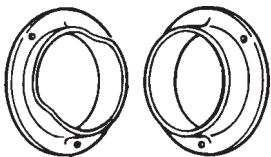


**Stock No. (Specify Finish)**

**IV-521B \* 1"** 1" Diameter

**IV-521B \* 1-1/4"** 1-1/4" Diameter

\*Finishes: 3, 5, 10B, 15, 15A, 26, 26D



**Stock No. (Specify Finish)**

**IV-585F3**

Finishes: 3

### Closet Pole Sockets

- Flange design prevents accidental knock out of pole.
- Made from wrought steel.
- Accommodates pole or pipe with outside diameter of 1-3/8".
- Packed in pairs.

**Stock No. (Specify Finish)**

**IV-586P**

Finishes: White Plastic

### Closet Pole Sockets

- Made from a heavy duty plastic for long life and extra strength.
- Single screw mounting.
- Accommodates pole or pipe with outside diameter of 1-3/8".

©ZIPF LOCK COMPANY

See page 427 for Cal Royal, Don Jo, Ives finish descriptions.

**431**  
**(PL-42)**