
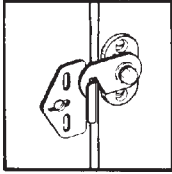


MISCELLANEOUS

Folding Door Lock



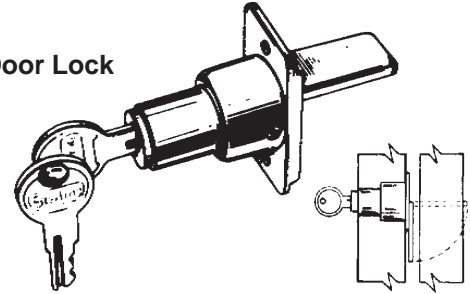
ST-1064 US-3

Positive locking action. Easy to mount. Only one 3/4" hole needed in one door. Strike is mounted on back side of opposite panel or on striking jamb. Key may be removed in either locked or unlocked position. Two keys per lock. Fits doors from 3/4" to 1-3/8" thick.

—STERLING—

Sliding Door Lock

US-3 Polished Brass
US-26D Satin Chrome



ST-1068 US-3, 26D

A truly quality wardrobe lock. Patented, positive-action design with lock cylinder geared directly to the tongue. One half turn of key locks or unlocks. Fits doors 3/4" to 1-3/4" thick. Two keys per lock.

CRASH STOP (CHAIN)

CAL-ROYAL



CR-HDCDV48 26D

Adjustable Chain Door Stop (20" to 30-1/2")
(Ives #115)




Stock No. IV-CS115-25 26D
Length 25-1/2"
Finishes: 26D

Extra Heavy Duty Crash Stop

- Specially designed for full-size exterior doors.
- Tear resistant, grey vinyl cover.
- Heavy duty compression spring assembled to both ends of chain and end brackets.
- Packed with sheet metal screws.
- Cast Brass brackets with solid, welded steel chain.
- Meets ANSI/BHMA A156.16, L12231, (Grade 1).
- Length: 25-1/2"; For 36" wide doors;
Bracket size: 1-9/16" X 1-9/16"

DOOR BOLTS

CAL-ROYAL

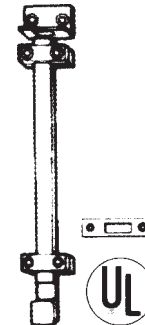


Stock No.	Length	Finish
CR-SB873	3" Bolt	US-3, 15, 15A, 26
CR-SB874	4" Bolt	US-3, 5, 10B, 15, 15A, 26
CR-SB876	6" Bolt	US-3, 5, 10B, 15, 15A, 26
CR-SB8712	12" Bolt	US-3, 5, 10B, 15, 15A, 26

Brass Surface Bolt
(Poly Packed w/screws)

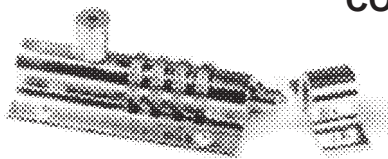
CR-ESSBUL-50

US26D
UL Listed 8" Heavy
Duty Surface Bolt.
(Ives #453)
Bolt Throw: 1-3/16"
Width: 1"
Projection: 1-5/8"



COMBI-BOLT

10,000
Possible
Combinations



Stock No.
CB-2000 BLACK
Black finish

- Great for gates and sheds.
- 10,000 possible combinations.
- Easily set your combination anytime.
- Permanent screw mounts.
- Heavy duty solid metal bolt & construction.
- Functionality/simplicity of sliding bolt while providing additional security.
- Ideal for outdoor use, totally rustproof.
- Easy to install in variety of applications.
- Easily converts from right hand to left hand doors.

©ZIPF LOCK COMPANY

432 v1
(PL-42)

Zipf Lock Company

See page 427 for Cal Royal, Don Jo, Ives finish descriptions.

Columbus OH