
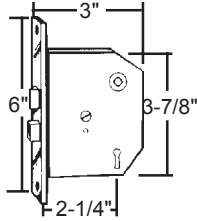



# AUXILIARY RIM LOCKS




**IL-213-04-51**  
Trim Plates.  
Finish: Satin Brass



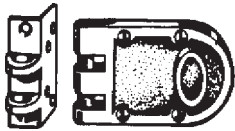
**IL-214-04-51**  
Bit Key Lock.  
Finish: Satin Brass




**IL-215-04-51**  
Bit Key Mortise Lock  
Finish: Satin Brass




**IL-220-53-41**  
Night Latch.  
Finish: Bronze Lacquer



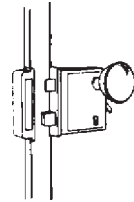
**IL-530-53-41**  
Jimmyproof Deadbolt Lock,  
Single Cylinder  
Finish: Bronze Lacquer



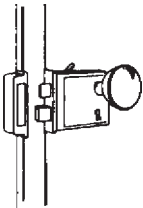
**IL-535-53-41**  
Jimmyproof Deadbolt Lock,  
Double Cylinder  
Finish: Bronze Lacquer



**IL-545-53-41**  
Surface Deadlock  
Finish: Bronze Lacquer



**IL-590-04-51**  
Rim Lockset-Vertical  
Finish: Satin Brass



**IL-591-04-51**  
Rim Lockset-Horizontal  
Finish: Satin Brass

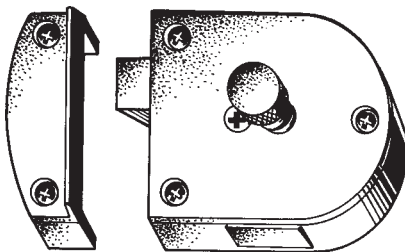
## Finishes

- 04 Satin Brass (paint)
- 53 Bronze Lacquer



## S200 SECRET GATE LATCH

Puzzling to the unwelcome!



Hidden Button

**S200-SPA** Aluminum body, sprayed aluminum finish

**S200-SPB** Aluminum body, sprayed brass finish


- Hidden button in bottom of case retracts latch for the informed.
- Exposed dummy knob frustrates the unwelcome intruder.
- For use on "bank type" office gates where minimum security is required.
- Latch is reversible.
- Supplied with strike plate, mounting screws and dummy knob.
- Approximate case size is 2" x 2-1/2".

# AUXILIARY RIM LOCKS



## THE VERSATILE SURFACE MOUNTED DEADBOLT

*Ideal For: Sliding Patio Doors, Sliding Windows, Swinging Doors, Double Doors, French Doors, Plus!*




Mortise cylinder not included

Installation at top of center or side of sliding door.

### 5002-1-9A Aluminum Powdercoat #1 gear

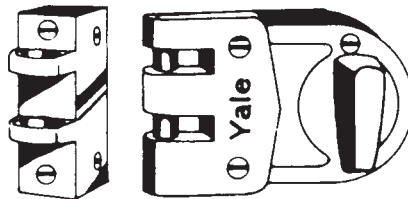
- Can be used on narrow stile doors and frames with a frame width of only 1-5/8".
- Lock housing will accept a standard 1-1/8" mortise cylinder (not included) enabling it to be keyed to other locks in a system.
- Mounts at top or bottom of door or both.
- Equipped with a 3/8" diameter x 9" long locking bolt with a 2-3/8" throw as standard. Other models available by special order.
- Each lock is supplied with a #1 gear (for use with standard mortise cylinders) locking rod, one way screws and instructions.
- Special #2 gear for Medeco mortise cylinder is available by special order.

# Yale



### 80 Security Latchlock

1/2" throw latchbolt. Key outside, thumbturn inside. Latchbolt held retracted by button. Also can be deadlocked by button. Sprayed brass. 2-3/8" backset. 2-1/2" x 3-5/8".



### 197 Jimmy-Proof Deadlock

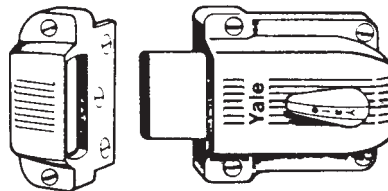
Steel interlocking bolts resist prying. Key outside, thumbturn inside. Shutter guard protects against forced entry even if outside cylinder is removed. Sprayed bronze. 2-3/8" backset. 3-5/32" x 4-3/4".

### 197

Single cylinder-Inswinging

### 197 1/4

Double cylinder-Inswinging



### 112 Heavy Duty Deadbolt

1-1/8" throw deadbolt. Sprayed brass. 2-3/8" backset. 3-3/8" X 3-1/2".

### 112

Single cylinder-Inswinging

### 112F

Single cylinder-Outswinging

### 112 1/4

Double cylinder-Inswinging