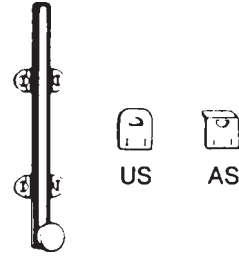


MISCELLANEOUS

DOOR BOLTS

Decorative Surface Bolts

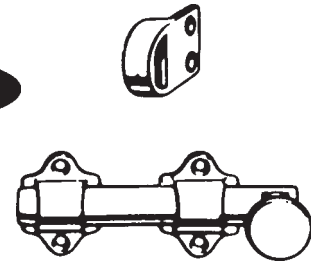
- Features attractive 1/2" half-round rods and well-proportioned guides.
- Semi-concealed guides assure smooth operation and are positioned under the rod to eliminate marring the surface of the bolt.
- Stainless steel tension spring prevents rod disengagement from guide and provides tension to hold bolt in desired position.
- Decorative **3/4" diameter knob** designed to facilitate bolt operation.
- Made from burnished steel.
- Available in 6" length.
- Packed with both Universal and Angle Strikes.
- Meets design requirements of ANSI/BHMA A156.16.
- Dimensions: Throw: 1"; Projection: 15/16"; Half Round Rod: 1/2"; Overall Width: 1-3/8".



Stock No. (Specify Finish & Length)
IV-43F3 6" 6" length - Steel
Finishes: 3

Dutch Door Bolts

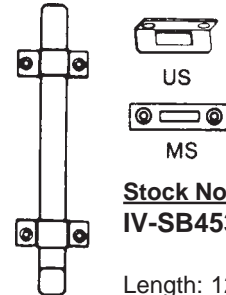
- Practical, rugged, attractive bolt for application on dutch doors as well as other areas.
- Chamfered rod end draws the two leaves of door tightly together.
- Sufficient tolerance provided in strike opening to allow for misalignment of door leaves and also prevents binding of bolt.
- Decorative 1" diameter knob designed to facilitate bolt operation.
- Made from solid brass.
- Packed with Standard Strike.
- Dimensions: Throw: 5/8"; Projection: 1-1/8"; Half Round Rod: 5/8"; Overall Width: 1-5/8"; Rod Length: 4-1/4"; Overall Length, including knob: 4-3/8"



Stock No. (Specify Finish & Length)
IV-054MB 6" length - Steel
Finishes: 3, 26D

Surface Bolt

- Surface Bolt has 1-3/16" throw for maximum security.
- Strong tension springs prevent creep.
- Ideal for all types of doors.
- Available 12" length. (8", 18" and 24" by special order)
- Unit packed with standard screws for added security.
- Unit packed with both a universal top strike (T) and a mortise bottom strike (B).
- Constructed of heavy duty steel.
- 8" and 12" Bolts are UL listed up to 3 hours when used on the inactive door of a pair up to 10' in height.
- Meets ANSI/BHMA A156.16 L84161
- Dimensions: Bar: 3/4" Wide x 1/4" Thick; Overall Width: 2-1/32"; Overall Projection: 1-5/16"
 Top Strike: 1-1/2" x 1-1/2" Angle, 3/16" Thick; Bottom Strike: 3-1/2" Long x 1-5/8" Wide x 1/8" Thick.



Stock No.
IV-SB453-12-TB 26D

Length: 12"
Finishes: 26D

Master Lock

DUAL FUNCTION DOOR SECURITY BAR

Adjusts to fit most Sliding and Hinged doors

Non-marring yoke (removable for sliding doors)
 Designed to fit most doors, simple push button adjustment.
 High strength steel tube. 20-gauge.
 Portable. Collapsible, to fit most suitcases and garment bags.
 Pivoting ball joint for full contact on floor.
 Padded foot provides sure grip on most floors.
 Lifetime Guarantee.

Stock No.
265D (White)

For Sliding Doors

For Hinged Doors


© ZIPP LOCK COMPANY

DOOR CHAINS

CAL-ROYAL

CR-DG22

US3 Solid Brass
 Chain Door Guard
 6-3/4" Chain

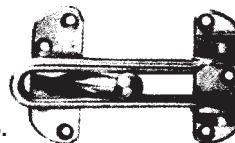


DOOR GUARDS

CAL-ROYAL

CR-BBDHG88

US3, 26D
 Zinc Diecast Swing Bar
 Door Guard with
 ball bearing
Limited supply of US-5.
Call for closeout price.



FLIP LOCK MAG-8705

For in-opening doors. Left or right hand.
 Heavy gauge steel.

