


# EXIT DEVICES

## PILFERGARD PG-10

- Mini-Burglar Alarm.
- Low-Cost.
- Twin Action Horns.
- Easily Installed.



**ALARM LOCK**



AK-PG-10

**Stock No.**    **Finish**  
**AK-PG-10**    Metallic Silver

The Pilfergard model AK-PG-10 is an exit door alarm designed to deter the use of the secured door by sounding a twin action alarm when opened by unauthorized personnel. The alarm can be bypassed from inside or outside by use of a key. (Requires standard mortise cylinder not supplied.) This durable surface mount unit is easily installed and is tamper-supervised with two separate tamper switches. Its test button verifies battery.

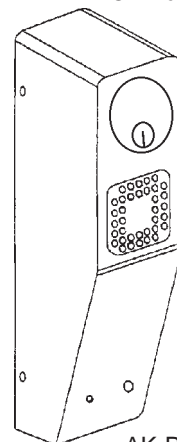
## SIRENLOCK™

- Narrow stile door alarms.
- Convenient plug-in No-Cut jumpers.
- Improved 95db sweeping siren.
- Visual magnetic alignment mode, eliminates templates.
- Self-contained and dual-tamper supervised.
- 9v-battery powered (supplied) with low battery alert.

**Stock No**            **Finish**  
**AK-PG-21 MB**    Duronodic  
**AK-PG-21 MS**    Metallic Silver

Sleek model design key-activated door alarm for use on standard size and narrow stile doors. Unauthorized use of door will cause alarm to sound and will activate the LED indicator. User selectable options include: continuous alarm, minute shutdown with auto reset and exit/entry delay. Only key carrying employees can disable the alarm; uses standard mortise cylinder (not included). (For exterior key control, an optional RIM cylinder may also be used.) Finishes: metallic silver or Duronodic.

Cylinder pictured  
NOT included

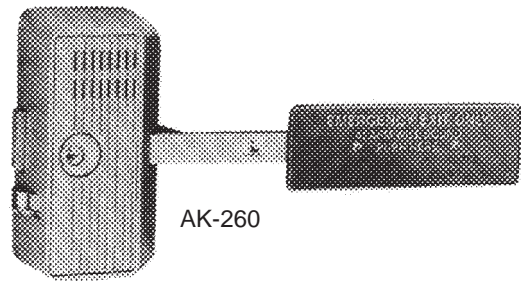


AK-PG-21

# EXIT DEVICES

## SIRENLOCK™

- Deadbolt & Deadlatch meet relatching requirements.
- Free retrofit cover plates conceal mounting holes from models 11A and 230.
- Blaring 95db dual tone piezo siren.
- Selectable 2-minute alarm or constant alarm.
- 9V battery Powered & audible low battery warning.
- Meets or exceeds UL, CFM, ADA, NYC Housing.



AK-260

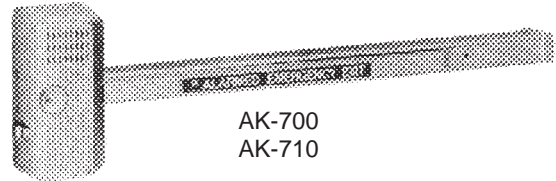
### Stock No.

**AK-260 MS** Changeable 2-minute auto reset or manual reset. Model 260 is a UL Listed panic alarm deadbolt device which restrict unauthorized use of exit doors by sounding an alarm, while providing instant egress in emergencies. High security deadlatch and deadbolt for extra protection.

### Stock No.

**AK-700 MS** Changeable 2-minute alarm cutoff or manual reset.

**AK-710 MS** Changeable 2-minute auto reset or manual reset. Models 700 & 710 are UL Listed panic alarm deadbolt devices which restrict unauthorized use of exit doors by sounding an alarm, while providing instant egress in emergencies. High security deadlatch and deadbolt for extra protection.



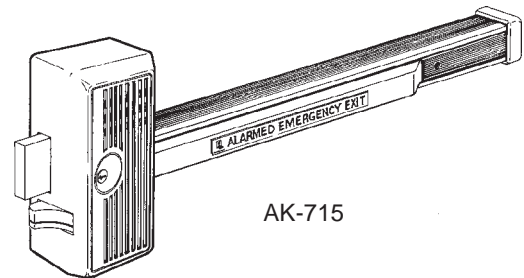
AK-700  
AK-710

## SIRENLOCK™ w/DELAY

<u>Stock No.</u>	<u>Finish</u>
<b>AK-715 US28</b>	Metallic Silver
<b>AK-715 US312</b>	Duranodic

### **Features:**

- 15-Second delayed egress with instant 95db dual piezo horn alarm (Meets UL specifications).
- Instant alarmed exit in case of actual emergency or fire (Meets NFPA 1012 Life Safety Code).
- Monitoring output for simultaneous use of CCTV camera, secondary siren, remote monitoring console, etc.
- Smoke detector input can be used to power existing system's or stand-alone smoke detector(s). (includes armored door cord and cables for wiring)
- 9-Volt battery back-up powers siren in event of power failure.



AK-715

**Easy-to-install, surface mount unit in a standard panic bar deadbolt/deadlatch design**

# EXIT DEVICES

## 9800 SERIES EXIT DEVICES

- Rim Type Exit Device
- ANSI A156.3 Grade 1, UL & ULC Listed
- 1-year Mechanical Warranty

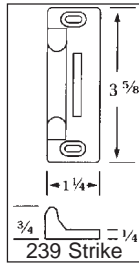
## CAL-ROYAL

### 9800EO—

- Rail assemblies and end caps are brass, bronze or stainless steel and rail travels in direction of the door swing.
- Trims are thru bolted for additional security.
- Chassis mounted unit construction. Rim and vertical rod devices are nonhanded and easily reversible.
- Lever and escutcheon trims are grade 1 construction with clutch freewheeling mechanism. Rose and escutcheon covers 161 cut out.

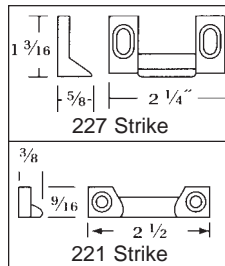
### SPECIFICATIONS—

- **FOR DOORS:** For 1-3/4" door thickness. 4-1/2" minimum stile width required for single or double door applications using standard 239 strike and pull or lever, thumbpece and escutcheon trims.
- **CHASSIS:** Nonferrous alloy.
- **COVER:** Brass, bronze or stainless steel. Covers stock hollow metal doors with 161 cutout.
- **MOUNTING:** Furnished with wood and machine screws.
- **END CAP:** Brass, bronze or stainless steel construction.
- **ALARM:** Available.
- **HAND:** Non handed, center hub.
- **LATCHBOLT:** Stainless steel 3/4" throw.
- **SPRING:** Stainless steel throughout.
- **ANSI STANDARD:** A156.3, Grade 1.
- **RAIL ASSEMBLY:** Heavy gauge brass, bronze or stainless.
- **STRIKE:** 239 packed standard.
- **DOGGING FEATURE:** Allen-type key furnished standard.
- **MULLION:** Special order.
- **DOOR SIZE:** 9800EO36 for 36" doors. (2'9" to 3' doors)
- **CENTER CASE:** 8-1/2" x 2-1/2" x 2"



### 9860V 3684—Same as above unless listed below.

- **FOR DOORS:** For 1-3/4" door thickness. 3-3/4" minimum stile width required for single door applications. 3-1/2" minimum stile width for double door applications.
- **ALARM:** Available by special order.
- **HAND:** Easily field reversible. Specify LHRB or RHRB for convenience.
- **LATCHBOLT, SPRING:** Stainless steel.
- **DOOR SIZE:** 9860V 3684 for 36" x 84" doors. (2'9" to 3' doors)
- **STRIKES:** 221 & 227 packed standard.
- **TOP AND BOTTOM RODS:** Top rod 43-1/4", bottom rod 37-3/4".
- **VERTICAL RODS:** 1/2" round tubing.
- **TOP AND BOTTOM CASES:** 3-15/16" x 2-1/8" x 1-3/8".

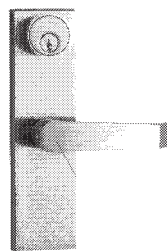


**9800EO 36"**

Also stock Vertical Bar (9860V 3684)



**ALRM9800EO 36"**



**Clutch Freewheeling  
ESC9800 Entrance  
ESC9830 Passage**



**98TP00  
Entrance  
2-5/8"x15"**



**9800DTP  
2-5/8"x15"**



**9800NL  
2-5/8"x15"**

- Stock No.**  
**9800EO 36"**  
**9860V 3684**  
**ALRM9800EO 36"**  
**98TP00**  
**9800DTP**  
**9800NL**  
**ESC9800**  
**ESC9830**

- Description**  
 Exit Only  
 Vertical Bar-Exit Only  
 Exit Only w/alarm  
 Exterior Trim-see above  
 Exterior Trim-see above  
 Exterior Trim-see above  
 Exterior Trim-see above  
 Exterior Trim-see above

### TO ORDER, SPECIFY:

- FOR BAR-**  
**Stock No. and Finish**  
**Finishes:**  
**US-3** Bright Brass  
**US-10B** Oil Rubbed Bronze  
**US-32D** Stainless Steel

- FOR TRIM-**  
**Stock No. and Finish**  
**Finishes:**  
**US-3** Bright Brass  
**US-10B** Oil Rubbed Bronze  
**US-26D** Satin Chrome

### ALARM EXIT HARDWARE—

Alarm units has an internal horn. When the push rail is depressed, the horn sounds to provide an audible means of signaling that the door has been opened and violated.

The unit has changeable 2 minute alarm cutoff or manual reset. Preset at the factory for 2 minute alarm cutoff. Jumper cable is provided to switch to continuous alarm.

The key switch to turn the alarm off is a standard 1-1/4" cylinder with "C" keyway. The alarm operates on one standard 9 volt transistor battery. When battery is weak the horn will emit an intermittent signal.

Alarmed units are supplied with two switches. One switch monitors the push rail and the other switch monitors the latchbolt for full proof security.

Unit includes "EMERGENCY EXIT ONLY ALARM WILL SOUND" decals for application on door or unit.

# EXIT DEVICES

## 2200 SERIES EXIT DEVICES

## CAL-ROYAL

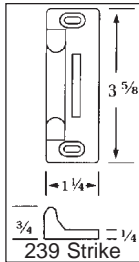
- Rim Type Exit Device
- ANSI A156.3 Grade 1, UL & ULC Listed
- 1-year Mechanical Warranty

### 2200EO—

- Chassis mounted unit construction.
- Lever and escutcheon trims are grade 1 construction with clutch freewheeling mechanism. Rose and escutcheon covers 161 cut out.

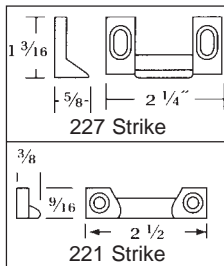
### SPECIFICATIONS—

- **FOR DOORS:** For 1-3/4" door thickness. 4-1/2" minimum stile width required for single or double door applications using standard 239 strike and pull or lever trims.
- **CHASSIS:** Nonferrous alloy.
- **COVER:** Nonferrous alloy. Covers stock hollow metal doors with 161 cutout.
- **MOUNTING:** Furnished with wood and machine screws.
- **END CAP:** Steel construction.
- **ALARM:** Available.
- **HAND:** Non handed, center hub.
- **LATCHBOLT:** Stainless steel 3/4" throw.
- **SPRING:** Stainless steel throughout.
- **ANSI STANDARD:** A156.3, Grade 1.
- **RAIL ASSEMBLY:** Heavy gauge steel, painted.
- **STRIKE:** 239 packed standard.
- **DOGGING FEATURE:** Allen-type key furnished.
- **MULLION:** Special order.
- **DOOR SIZE:** 2200EO36 for 36" doors. (2'9" to 3' doors)
- **CENTER CASE:** 5-1/8" x 2-3/4" x 2"



### 2260V 3684—Same as above unless listed below.

- **FOR DOORS:** For 1-3/4" door thickness. 3-3/4" minimum stile width required for single door applications. 3-1/2" minimum stile width for double door applications.
- **ALARM:** Available by special order.
- **HAND:** Easily field reversible. Specify LHRB or RHRB for convenience.
- **LATCHBOLT, SPRING:** Stainless steel.
- **DOOR SIZE:** 2260V 3684 for 36" x 84" doors. (2'9" to 3' doors)
- **STRIKES:** 221 & 227 packed standard.
- **TOP AND BOTTOM RODS:** Top rod 43-1/4", bottom rod 37-3/4".
- **VERTICAL RODS:** 1/2" round tubing.
- **TOP AND BOTTOM CASES:** 3-15/16" x 2-1/8" x 1-3/8".




### ALARM EXIT HARDWARE—

Alarm units has an internal horn. When the push rail is depressed, the horn sounds to provide an audible means of signaling that the door has been opened and violated.

The unit has changeable 2 minute alarm cutoff or manual reset. Preset at the factory for 2 minute alarm cutoff. Jumper cable is provided to switch to continuous alarm.

The key switch to turn the alarm off is a standard 1-1/4" cylinder with "C" keyway. The alarm operates on one standard 9 volt transistor battery. When battery is weak the horn will emit an intermittent signal.

Alarmed units are supplied with two switches. One switch monitors the push rail and the other switch monitors the latchbolt for full proof security. Unit includes "EMERGENCY EXIT ONLY ALARM WILL SOUND" decals for application on door or unit.



**2200EO 36"**

Also stock Vertical Bars (2260V 3684)



**ALRM2200EO 36"**




2-5/8" x 15"


- THP00 Entrance
- THP05 Storeroom
- THP30 Passage
- THP40 Dummy



**ENT00L Entrance with clutch**  
3-1/2" rose diameter



**2200NL**  
3" x 7-3/4"



**2200DTP**  
3" x 7-3/4"

### Stock No.

- 2200EO 36"**
- 2260V 3684**
- ALRM2200EO 36"**
- 2200DTP**
- 2200NL**
- ENT00L**
- THP00**

### Description

- Exit Only
- Vertical Bar-Exit Only
- Exit Only w/alarm
- Exterior Trim-see above
- Exterior Trim-see above
- Exterior Trim-see above
- Exterior Trim-see above

### TO ORDER, SPECIFY:

#### FOR BAR-

Stock No. and Finish

#### FOR TRIM-

Stock No. and Finish

- Finishes:** ALUM Aluminum  
DURO Duronodic  
GOLD Gold

#### ENT00L—

- Finishes:** US-3 Bright Brass  
US-10B Oil Rubbed Bronze  
US-26D Satin Chrome

# EXIT DEVICES

## EXIT CONTROL LOCK

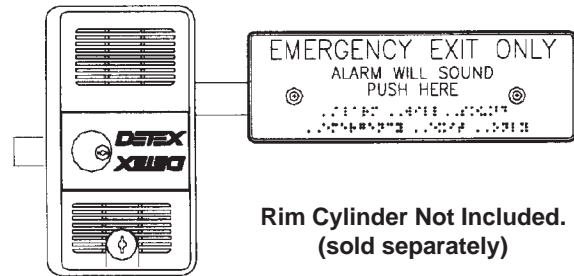
# DETEx

Meets ADA  
Requirements



### BENEFITS—

- Deters unauthorized exit.
- Reduces employee and customer theft.
- Proven durability, reliability and long service life at a reasonable price.
- Best in class attack resistance from the outside: withstands over 2200 lbs. static load (outside pull force).
- Time tested construction resists attack from the inside.
- UL Listed panic hardware exceeds life safety, ADA, CA Title 19, ANSI/BHMA requirements for all building codes.
- 5-year limited warranty.



Rim Cylinder Not Included.  
(sold separately)

**FEATURES—**When armed, pressing the exit bar retracts the deadbolt and sounds the alarm to allow exit. An authorized key simultaneously projects the bolt, secures the door and resets the alarm.

Use of the control key permits unlocking the door without sounding the alarm.

Approximately 100db alarm commands attention even in the noisiest environment. Powered by one standard 9 volt battery. 1" throw, saw resistant deadbolt. Rugged housing with key lock. Corrosion resistant alloy lock body. Non handed.

**Stock No.**      **Description**  
**DET-ECL230D** Exit Control Unit

### SPECIFICATIONS

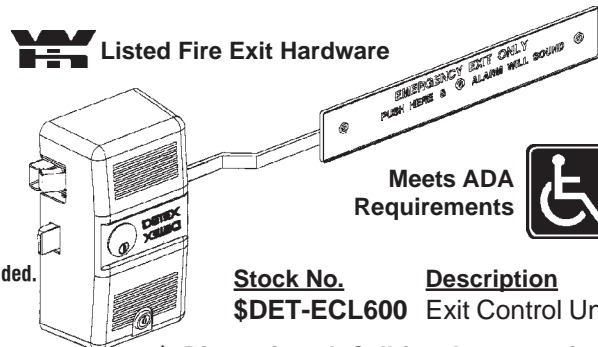
- SIZE:** 10-3/8" H x 5-3/4" W x 3-3/4" D (lock case)  
3-1/8" H x 12-7/8" W (push plate and bar)
- PADDLE:** 3" H x 8-7/8" L. Florescent orange.
- BACKSET:** For door preparation of 2-3/4"
- STRIKES:** 1ea ECL437K Adjustable Surface (standard)  
1ea ECL439K Mortise Strike Plate Kit
- FINISH:** Die-cast aluminum alloy housing with Corvel Detex Silverado finish. Florescent orange paddle.

## EXIT CONTROL LOCK - FIRE RATED

**BENEFITS—**(same as above, plus...)

- Automatic relatching for added security and fire rating.
- Warnock Hersey Labeled fire exit hardware exceeds life safety, ADA, CA Title 19, ANSI/BHMA requirements for a building codes.
- May be used on 36" - 48" wide doors.
- 5-year limited warranty.

Rim Cylinder Not Included.  
(sold separately)



Meets ADA  
Requirements



**Stock No.**      **Description**  
**\$DET-ECL600** Exit Control Unit

\$=Discontinued. Call for closeout prices.

### SPECIFICATIONS

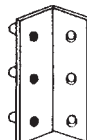
- SIZE:** 10-3/8" H x 5-3/4" W x 3-3/4" D (lock case)  
2-1/2" H x 24-11/8" W (push plate and bar)
- PADDLE:** 2-1/2" H x 16" L. Florescent orange.
- BACKSET:** For door preparation of 2-3/4"
- STRIKES:** Keeper & strike kit included.
- FINISH:** Die-cast aluminum alloy housing with Corvel Detex Silverado finish. Florescent orange paddle.

## MISCELLANEOUS

**DET-ECL475K**  
Decorative Back  
Plate Kit.



**DET-PP5572-15**  
Replacement Cover Lock.



**DET-ECL435K**  
Adjustable surface keeper. "L" & "Z"  
bracket for double door applications.

**DET-ECL2111K**  
9 volt adapter kit for the 230C & D  
exit alarms with a 6 volt battery.  
Use this kit to convert from 6V to  
9V. Includes 9V battery, replace-  
ment horn, wiring & instructions.

©ZIPF LOCK COMPANY

# EXIT DEVICES

## VALUE SERIES EXIT



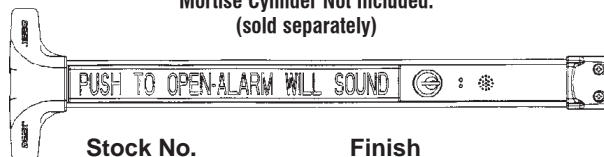
Meets ADA  
Requirements



### BENEFITS—

- Best value for durable attractive loss prevention door hardware.
- Reduces employee and customer theft.
- Controls foot traffic, deters unauthorized exits and meets building code requirements for panic and fire exit hardware.
- Patented installation eliminates the need for a paper template, providing precise alignment with the door and frame.
- Fast, easy, secure installation prevents costly mistakes and enhances overall security.
- Tamper resistant housing protects electronics, battery and internal hardware, preventing manipulation.
- Relatching bolt automatically relocks the device when the door closes.
- Low profile keeps the opening clear while the door is open.
- Cylinder dogging is standard.
- Grade 1, UL Listed fire and panic exit hardware exceeds life safety, ADA, CA Title 19, ANSI/BHMA requirements for all building codes.
- 3-year limited warranty with 1-year electronics warranty.

Mortise Cylinder Not Included.  
(sold separately)



Stock No.	Finish
DET-V40 EB AL 36"	Aluminum (628)
DET-V40 EB BK 36"	Black (711)

**AL** Aluminum (628) baseplate, red push pad with white warning letters, and black (711) cover, filler plate and end cap.  
**BK** Black (711) baseplate, red push pad with white warning letters, and black (711) cover, filler plate and end cap.

### FEATURES:

- Stainless steel self-latching bolt
- Tamper-resistant housing
- Delayed arming feature
- Field selectable manual rearming or auto-rearming
- Powered by standard 9-volt battery
- Low battery alert

**OPERATION:** Alarm is armed or disarmed by key. A mortise cylinder with standard cam is required (sold separately). The 100db alarm will sound with any unauthorized exit.

## EAX-500 SERIES EXIT

### BENEFITS—

- Low-cost, self-contained door alarm with piezo horn that sounds to warn unauthorized use of a door.
- Patented plastic template allows for foolproof alignment of internal magnetic door contact and an accurate installation.
- Tapered cover allows for installation on narrow stile doors, 2" minimum.
- An intelligent circuit that automatically senses the "handing" of the alarm location on the door.
- Patented cam assembly automatically adjust for different sizes of cylinders without the use of spacers.
- Extended bypass now a standard feature - user may deactivate if necessary.
- Low battery alert. LED visual/audible arming indicators.
- Field selectable: 2-minute auto rearm, status indicators.
- Easy to install using common tools.

Stock No.	Description
DET-EAX-500	Surface Door Mount

### PHYSICAL SPECIFICATIONS:


**Dimensions:**  
2.10"W x 2.375"D x 7.70"L

**Housing:**  
Grey finish polymer case

**Battery:**  
9V Energizer battery included

**Warning Sign:**  
1 ea red and white pressure sensitive sign reading "EMERGENCY EXIT ONLY ALARM WILL SOUND". (11" x 3-3/8")

**Cylinder: (not included)**  
Alarm accepts 5, 6, and 7 pin standard and interchangeable core mortise cylinders with a standard Yale cam for inside control. Rim cylinder required for outside control.



Mortise Cylinder  
not included - order  
separately

**OPERATION:** To arm - Insert and rotate the key counterclockwise until the green LED illuminates, remove key. The green LED light will illuminate for 15 seconds during the arming sequence followed by 3 chirps indicating the alarm is armed. To disarm - Insert and rotate the key clockwise until the red LED flashes twice, remove key. The red LED will flash twice periodically indicating the unit is disarmed.

©ZIPF LOCK COMPANY

# EXIT DEVICES

## NON-HANDED RIM DEVICE MO-19-R SERIES

UL Listed  
ANSI A156.3, 1994, Grade 1



The Monarch 19-R Series Rim Device meets the demand for superior panic hardware. This durable economical device is designed to meet the needs for modern touchbar styling by eliminating the need for lever arms and crossbars. This non-handed device covers a 161 cutout and may be used on 1-3/4" narrow stile aluminum doors. The "EO" (exit only) device is ready to accept any trim function pictured on page 355.

### EXIT ONLY—(Pictured above)

Stock No.	Door Width
MO-19-R-EO 3'	For 2' 5" to 3' 0" wide doors (Short)
MO-19-R-EO 4'	For 2' 11" to 4' 0" wide doors (Long)

### EXIT ONLY (with alarm)—

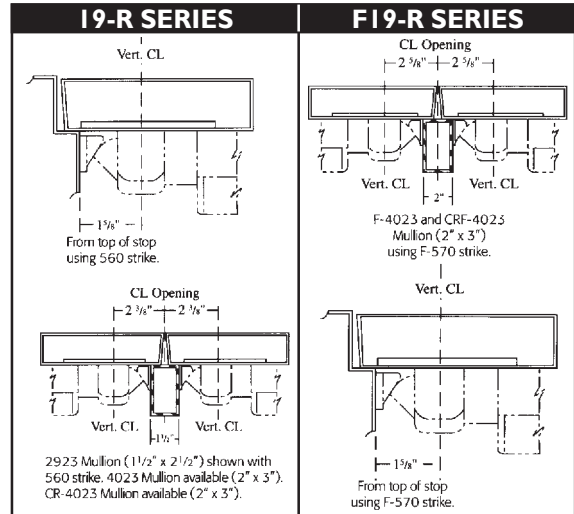
Stock No.	Door Width
MO-EA19-R-EO 3'	For 2' 5" to 3' 0" wide doors (Short)

### EXIT ONLY FIRE RATED—(SP28 ONLY)

Stock No.	Door Width
MO-F19-R-EO 3'	For 2' 5-1/4" to 3' 0" wide doors (Short)

FINISHES: SP28(MAL) Lacquer Sprayed Aluminum  
SP313(M13) Sprayed Duranodic

**TO ORDER, SPECIFY:** Device Stock No. and Finish.  
Trim Stock No. and Finish (if trim is needed)



See page 355 for trims and accessories.

### SPECIFICATIONS:

**Hand:** Non-Handed.

**Functions:** All functions built into "EO" device. All 19 Series trim works with rim or vertical devices.

**Finishes:** SP28-Lacquer Sprayed Aluminum; SP313-Sprayed Duranodic.

**Strikes:** 560 standard.

**Latchbolt:** Stainless steel, 3/4" throw.

**Deadlocking Latchbolt:** Standard.

**Dogging Feature:** 1/2 turn cam dogging standard. No threaded parts to wear out.

**Stock Sizes:** Short—2' 5" to 3' 0" wide doors; Long—2' 11" to 4' 0" wide doors

**Doors:** 1-3/4" thick, wood or metal. Other sizes are special order only.

**Overall Length:** Short: 30-1/2", Long: 44-1/8". (19-R add 3/4" for latchbolt projected)

**Narrow Stile Door:** Must order optional strike **MO-565** x finish. Also see NOTE.

**Projection:** 2-1/2" maximum; 1-7/8" dogged.

**Fasteners:** All mounting screws are concealed. Furnished with machine screws.

**Sex Bolts:** 3-#4122 (1/4-20) SNB standard. 

**ANSI:** Certified ANSI A156.3-1994 Grade 1 standards.

**161 Cutout:** Device covers 161 cutout with KIK/KIL, Centron and Trident trims. Other trim requires cover plate.

### FIRE RATED SPECIFICATIONS: (Same as above unless listed below)

**Strikes:** Stainless steel, F570 standard.

**Stock Sizes:** Short—2' 5-1/4" to 3' 0" wide doors.

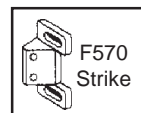
**Dogging:** Not available.

**Projection:** 2-1/2" maximum.

**Fasteners:** All mounting screws are concealed. Furnished with machine screws and SNB. 



**NOTE:** When using on narrow stile glass doors order the 4' (long) bar and cut down to size required.




# EXIT DEVICES

## VON DUPRIN

### 22 SERIES TOUCH BAR EXIT DEVICE

UL Listed  
ANSI A156.3, 1994, Type 1, Grade 1



**VD-227**  
Dogging Key  
Size: 5/32"

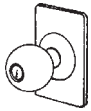
Stock No.	Description
<b>VD-22EO 3'</b>	EXIT ONLY (2'6" to 3' wide doors)
<b>VD-22EO 4'</b>	EXIT ONLY (3'1" to 4' wide doors)

**FINISHES:** **SP28** Sprayed Aluminum  
**SP313** Sprayed Dark Bronze (duranodic color)

#### TRIMS — (Optional)

Rim Cylinder  
Not Included

Mortise Cylinder  
Not Included



**VD-210K**  
Key unlocks knob.  
3" x 4-25/32"



**VD-230NL**  
Key retracts  
latch bolt  
3" x 12-1/16"



**VD-230TP**  
Key unlocks  
thumbpiece.  
3" x 12-1/16"

**VD-210NL**  
Pull with cylinder  
Key retracts  
latchbolt  
5-3/4" x 4-25/32"



**VD-230L**  
Key unlocks  
lever  
3" x 6-3/8"



#### DESCRIPTION —

22 rim device for all types of single and double doors with mullion, UL Listed for accident hazard installations. Covers most stock hollow metal doors with 161 cutouts. Fits 1-3/4" or 2-1/4" doors.

**FEATURES:** •Non-handed •Field sizeable •3/4" throw latch bolt •Latch bolt deadlocking •Hex key dogging.

**DIMENSIONS:** •Touch bar height to finished floor—39-13/16" at center •Touch bar projection, neutral—3-3/4", depressed—3" •Center case—4-3/16" x 2-3/8" x 2-3/4" •Minimum door stile: 3-13/16".

**STRIKE:** Device is furnished standard with 299 strike in dull black finish.

**FINISHES:** **SP28** Sprayed Aluminum  
**SP313** Sprayed Dark Bronze (duranodic color)

### 22 SERIES EXIT ALARM KIT

**\$-Discontinued, Call for closeout price.**



Stock No.	Description
<b>\$VD-22ALK</b>	EXIT ALARM KIT
<b>FINISHES:</b> <b>SP28</b> Sprayed Aluminum <b>SP313</b> Sprayed Dark Bronze (duranodic color)	

#### DESCRIPTION —

The VD-22ALK battery alarm kit is a simple yet effective way to monitor the use of an exit device. While still a means of egress, the unit contains an internal horn. When the touch bar is depressed, the horn sounds to provide an audible means of signaling that the opening has been violated.

The key switch uses a standard 1-1/4" mortise cylinder. The unit operates on one standard 9-volt transistor battery. When the battery is weak the horn will emit an intermittent signal.

The alarm kit comes standard with the S1 switch that monitors the touchpad.

The VD-22ALK kit also includes "EMERGENCY EXIT ONLY, ALARM WILL SOUND" decal for application on door.

Due to the special VD-22ALK dogging cover, the dogging feature and other electrical options are NOT available.

The VD-22ALK can be easily installed on existing VD-22 bars. The VD-22ALK simply replaces the existing dogging cover on the VD-22 bar.

### 22 SERIES SURFACE MOUNTED VERTICAL ROD

UL Listed  
ANSI A156.3, 1994, Type 2, Grade 1

**\$-Discontinued, Call for closeout price.**

Stock No.	Description
<b>VD-2227EO 3'</b>	EXIT ONLY (2'6" to 3' wide doors)
<b>\$VD-2227EO 4'</b>	EXIT ONLY (3'1" to 4' wide doors)
Uses same trims as 22 Series touch bar at left.	

#### DESCRIPTION —

2227 surface mounted vertical rod device for all types of single or double doors, UL Listed for accident hazard installations. Covers stock hollow metal doors with 161 cutouts and fits door stiles as narrow as 3-5/8". Fits 1-3/4" or 2-1/4" doors.

**FEATURES:** •Non-handed •Field sizeable •5/8" throw latch bolt •Latch bolt deadlocking •Hex key dogging.

**DIMENSIONS:** •Touch bar height to finished floor—39-13/16" at center •Touch bar projection, neutral—3-3/4", depressed—3" •Center case—4-3/16" x 2-3/8" x 2-3/4" •Top & bottom latch case—4-1/2" x 2-1/8" x 1-1/2" •Vertical Rods—1/2" square tubing. Max. door undercut: 1/4" •Minimum stile: 3-5/8".

**STRIKE:** Device is furnished standard with 248L-4, 304L and 299 strikes in dull black finish.

©ZIPF LOCK COMPANY

# EXIT DEVICES

## VON DUPRIN

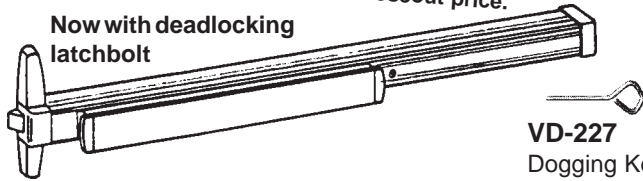
### 33A SERIES TOUCH BAR EXIT DEVICE

*For Narrow Stile Doors (Aluminum, etc)*

UL Listed  
ANSI A156.3, 2001, Grade1

**\$-Discontinued, Call for closeout price.**

Now with deadlocking latchbolt



**VD-227**  
Dogging Key  
Size: 5/32"

Stock No.	Description
<b>\$VD-33AEO 3' US28</b>	EXIT ONLY (2'4" to 3' wide doors)

**FINISHES: US-28** Anodized Aluminum

#### DESCRIPTION —

33A rim device for all types of single and double doors with mullions, UL Listed for Panic Exit Hardware. Device is non-handed, and fits doors with stiles as narrow as 1-3/4"

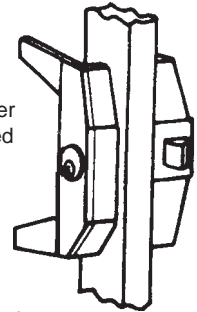
**FEATURES:** •Non-handed •Field sizeable •Deadlocking 3/4" throw latch bolt •Hex key dogging.

**DIMENSIONS:** •Touch bar height to finished floor—39-13/16" at center •Touch bar projection, neutral—3-13/16", depressed—3-1/16" •Center case—8-3/16" x 2-13/32" x 1-9/16" •Minimum door stile: 1-3/4".

**STRIKE:** Device is furnished standard with 1439 strike in dull black finish.

**\$-Discontinued, Call for closeout price.**

#### TRIMS — (Optional)



Rim Cylinder  
Not Included

**Stock No.**  
**\$VD-336NL 26D**

NL-Night latch. Key retracts latchbolt.

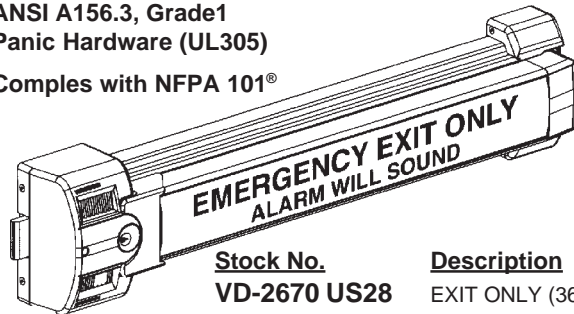
**FINISHES: US-26D** Dull Chrome

### 2670 EXIT ALARM LOCK

*Secure, alarmed code-compliant protection for secondary exits*

UL Listed  
ANSI A156.3, Grade1  
Panic Hardware (UL305)

Comples with NFPA 101®



Rim cylinder not included. Order separately.

Stock No.	Description
<b>VD-2670 US28</b>	EXIT ONLY (36" to 48" door width range)

**FINISHES: US-28** Anodized Aluminum

#### DESCRIPTION —

The 2670 Series exit alarm lock provides secure protection through a large stainless steel deadbolt, which is 2" x 1/2" and has over a 3/4" throw. The engagement area into the strike is over 1-1/4" square inches. The cast aluminum latch case protects the internal mechanism and resists tampering or vandalism from inside the door. This unit has been tested to withstand up to 1600 pounds of static load force against the door. The GUARD-X does not allow relatching or resetting the alarm after an unauthorized exit, other than by an authorized person with a key. A 100-decibel alarm provides a clear, attention-getting warning for an unauthorized exit or attempted exit. The armed indicator light informs the owner that the alarm is armed, and an audible low-battery alert signals the owner to replace the 9 volt battery when necessary.

**OPERATION:** GUARD-X is armed and disarmed by key, using a standard rim cylinder. It can be operated from the building exterior by a standard rim cylinder, so an authorized user can easily arm and disarm it to enter or exit the building when required. When using exterior operation a pull trim is recommended, see trims above. Rim cylinders must be ordered separately.

**DIMENSIONS:** •Touch bar height to finished floor—40" at center •Touch bar projection, neutral—4-1/8", depressed—2-3/4" •Latch case housing—7" x 4-1/16" x 4-1/8" •Device length: 32-1/2"

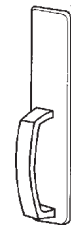
**STRIKE:** Device is furnished standard with 267 roller strike.

## GUARD-X

#### TRIMS — (Optional)



**VD-210DT**  
Dummy pull  
5-3/4" x 4-25/32"  
1-31/32" projection



**VD-230DT**  
Dummy pull  
3" x 12-1/16"  
2" projection