

MISCELLANEOUS

DOOR VIEWERS



DOOR VIEWER

Solid Brass with Optical Glass Lens. Fits 1-3/8" to 2" doors. 160° Viewer, 1/2" diameter.


MAG-8720 Brass



DOOR VIEWER-WIDE ANGLE

Solid Brass with Optical Glass Lens. Fits 1-3/8" to 2" doors. 190° Viewer, 1/2" diameter.

MAG-8724 Brass



DOOR VIEWER

Solid Brass with Optical Glass Lens. Fits 1-3/8" to 2" doors. Super Viewer, 1" diameter.

MAG-8728 Brass

FLUSH BOLTS




CR-MB86S

US3, 10B, 15, 15A, 26D
6" Brass Flush Bolt
1" throw

CAL-ROYAL

CR-ULFB634

US3, 10B, 15A, 26, 26D
UL Listed Solid Brass Lever
Extension Flush Bolt
1" x 6-3/4"
12" extension



DON-JO

Stock No.	Finishes	Dimensions	ANSI
DJ-1555	626	6-3/4" x 1"	L14251, L14081
DJ-1557	605, 626	6-3/4" x 1"	--
DJ-1640	605, 609, 613, 619, 620, 626	6" x 3/4"	L04201
DJ-1640R	605, 609, 619, 620, 626	6" x 3/4"	L04201



DJ-1555
For Metal
Doors



DJ-1557
For Wood
Doors



DJ-1640
For Wood
Doors



DJ-1640R
For Wood
Doors


UL Rated

1" bolt throw
1/2" bolt dia.

IVES

Dust Proof Strikes - Threshold Only

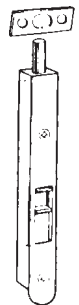
- Designed for use with the bottom bolt of the Ives extension flush bolts on non-fire rated openings. For installation in thresholds up to 1/4" thick.
- 3/4" diameter plunger accepts up to 5/8" diameter round bolts or 1/2" square bolts.
- Can be locked in up position by rotating plunger with screwdriver or coin. Eliminates trapping of spiked heels.
- Made from polished wrought brass.
- Dimensions:
Faceplate: 1-3/8" Diameter
Body: 1-61/64" Overall Depth,
Fits Hole 1-1/16" in Dia.



Stock No.
IV-DP3 26D
Finishes: 26D

Manual Flush Bolt - Rounded Face Plate

- Designed with face plate rounded for simple, one-step router installation.
- Steel bolt head in nylon bushing combined with dual action spring lock to hold bolt projected or retracted provides easy, one-finger operation.
- Economically priced for the volume builder.
- Made from polished wrought brass.
- Dimensions:
Body Size: 3/4" Wide x 6-3/4" Long x 5/8" Deep
Strike Size: 5/8" Wide x 1-1/2" Long
Rod Backset: 3/8"
Diameter of Bolt Head: 5/16"
Throw: 3/4"



Stock No.
IV-260B3
Finishes: 3


©ZIPF LOCK COMPANY

MISCELLANEOUS

FLUSH BOLTS

Manual Flush Bolt - Square Corner Face Plate

- An exceptionally smooth working flush bolt with sharp, crisp lines.
- Double action spring design provides automatic holding of brass bolt in projected or retracted position, and assures ease of operation in conjunction with deep cup finger hole.
- Made from polished cast brass.
- Dimensions:
 Body Size: 3/4" Wide x 4" Long x 1-1/8" Deep
 Strike Size: 5/8" Wide x 1-1/2" Long
 Rod Backset: 15/32"
 Diameter of Bolt Head: 5/16"
 Throw: 3/4"



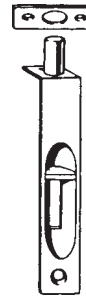
Stock No. (Specify Finish)

IV-261B

Finishes: 3, 5, 10B, 15, 15A, 26, 26D

Manual Flush Bolt - Square Corner Face Plate

- An exceptionally smooth working flush bolt with sharp, crisp lines.
- Double action spring design provides automatic holding of brass bolt in projected or retracted position, and assures ease of operation in conjunction with deep cup finger hole.
- Made from polished cast brass.
- Dimensions:
 Body Size: 3/4" Wide x 6" Long x 1-11/32" Deep
 Strike Size: 7/8" Wide x 1-3/4" Long
 Rod Backset: 15/32"
 Diameter of Bolt Head: 1/2"
 Throw: 1"



Stock No. (Specify Finish)

IV-262B

Finishes: 3, 5, 10B, 15, 15A, 26, 26D

Manual Flush Bolt - Rounded Face Plate

- A compact flush bolt designed specifically for easy, low cost installation.
- Rounded faceplate and lip for simplified installation.
- Double action spring design provides automatic holding of brass bolt in projected or retracted position, and assures ease of operation in conjunction with deep cup finger hole.
- Made from polished cast brass.
- Dimensions:
 Body Size: 3/4" Wide x 5" Long x 1-1/2" Deep
 Strike Size: 5/8" Wide x 1-1/2" Long
 Rod Backset: 15/32"
 Diameter of Bolt Head: 5/16"
 Throw: 3/4"



Stock No. (Specify Finish)

IV-263B

Finishes: 3, 5, 10B, 15, 15A, 26, 26D

Manual Flush Bolt - Rounded Face Plate

- A flush bolt with radiused bottom faceplate designed specifically for simple one-step router installation.
- Double action spring design provides automatic holding of brass bolt in projected or retracted position, and assures ease of operation in conjunction with deep cup finger hole.
- Faceplate is polished solid brass; bolt is made from aluminum zinc alloy.
- Dimensions:
 Body Size: 3/4" Wide x 6" Long x 1-7/16" Deep
 Strike Size: 7/8" Wide x 1-3/4" Long
 Rod Backset: 1/2"
 Diameter of Bolt Head: 1/2"
 Throw: 1"



Stock No. (Specify Finish)

IV-265B

Finishes: 3, 26D

©ZIPF LOCK COMPANY

See page 427 for Cal Royal, Don Jo, Ives finish descriptions.