
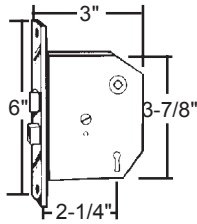



AUXILIARY RIM LOCKS




IL-213-04-51
Trim Plates.
Finish: Satin Brass



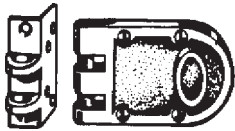
IL-214-04-51
Bit Key Lock.
Finish: Satin Brass




IL-215-04-51
Bit Key Mortise Lock
Finish: Satin Brass




IL-220-53-41
Night Latch.
Finish: Bronze Lacquer



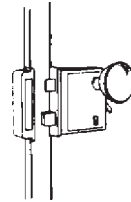
IL-530-53-41
Jimmyproof Deadbolt Lock,
Single Cylinder
Finish: Bronze Lacquer



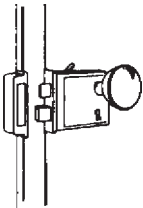
IL-535-53-41
Jimmyproof Deadbolt Lock,
Double Cylinder
Finish: Bronze Lacquer



IL-545-53-41
Surface Deadlock
Finish: Bronze Lacquer



IL-590-04-51
Rim Lockset-Vertical
Finish: Satin Brass



IL-591-04-51
Rim Lockset-Horizontal
Finish: Satin Brass

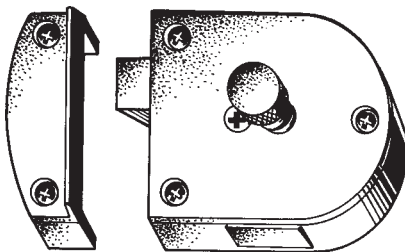
Finishes

- 04 Satin Brass (paint)
- 53 Bronze Lacquer



S200 SECRET GATE LATCH

Puzzling to the unwelcome!



Hidden Button

S200-SPA Aluminum body, sprayed aluminum finish

S200-SPB Aluminum body, sprayed brass finish


- Hidden button in bottom of case retracts latch for the informed.
- Exposed dummy knob frustrates the unwelcome intruder.
- For use on "bank type" office gates where minimum security is required.
- Latch is reversible.
- Supplied with strike plate, mounting screws and dummy knob.
- Approximate case size is 2" x 2-1/2".

AUXILIARY RIM LOCKS



THE VERSATILE SURFACE MOUNTED DEADBOLT

Ideal For: Sliding Patio Doors, Sliding Windows, Swinging Doors, Double Doors, French Doors, Plus!




Mortise cylinder not included

Installation at top of center or side of sliding door.

5002-1-9A Aluminum Powdercoat #1 gear

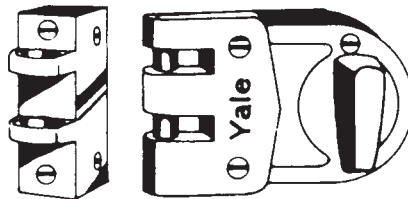
- Can be used on narrow stile doors and frames with a frame width of only 1-5/8".
- Lock housing will accept a standard 1-1/8" mortise cylinder (not included) enabling it to be keyed to other locks in a system.
- Mounts at top or bottom of door or both.
- Equipped with a 3/8" diameter x 9" long locking bolt with a 2-3/8" throw as standard. Other models available by special order.
- Each lock is supplied with a #1 gear (for use with standard mortise cylinders) locking rod, one way screws and instructions.
- Special #2 gear for Medeco mortise cylinder is available by special order.

Yale



80 Security Latchlock

1/2" throw latchbolt. Key outside, thumbturn inside. Latchbolt held retracted by button. Also can be deadlocked by button. Sprayed brass. 2-3/8" backset. 2-1/2" x 3-5/8".



197 Jimmy-Proof Deadlock

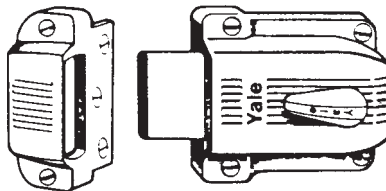
Steel interlocking bolts resist prying. Key outside, thumbturn inside. Shutter guard protects against forced entry even if outside cylinder is removed. Sprayed bronze. 2-3/8" backset. 3-5/32" x 4-3/4".

197

Single cylinder-Inswinging

197 1/4

Double cylinder-Inswinging



112 Heavy Duty Deadbolt

1-1/8" throw deadbolt. Sprayed brass. 2-3/8" backset. 3-3/8" X 3-1/2".

112

Single cylinder-Inswinging

112F

Single cylinder-Outswinging

112 1/4

Double cylinder-Inswinging