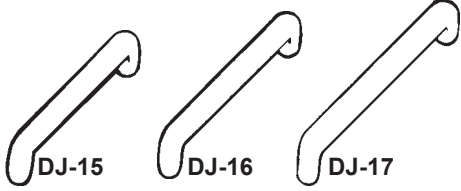


# PUSH/PULL/KICK PLATES

## DOOR PULLS



| Stock No. | CTC | Dimensions                |
|-----------|-----|---------------------------|
| DJ-15     | 6"  | 6-3/4" x 2-1/4" x 1-1/2"  |
| DJ-16     | 8"  | 8-3/4" x 2-1/4" x 1-1/2"  |
| DJ-17     | 10" | 10-3/4" x 2-1/4" x 1-1/2" |

**Finishes:** 605, 613, 628, 629, 630  
ANSI J401. 3/4" diam. Made from solid bar stock.

## DON-JO



**DJ-35**  
**Finishes:** 605, 613, 625, 626  
**Dimensions:** 7-1/2" x 2" x 1-1/2".  
**C to C:** 5-1/2". ANSI: J401.

**DJ-36**  
**Finishes:** 605, 613, 625, 626  
**Dimensions:** 7-1/2" x 2" x 1-1/2"  
**C to C:** 5-1/2". ANSI: J401.

DIMENSIONS - Overall x Projection x Clearance

## PUSH/PULL PLATES

### PUSH PLATES—

#### DJ-70

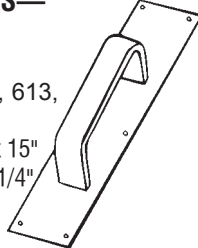
**Finishes:** 605, 609, 613, 619, 628, 630  
**PLATE:** 3-1/2" x 15"  
**ANSI:** J301



### PULL PLATES—

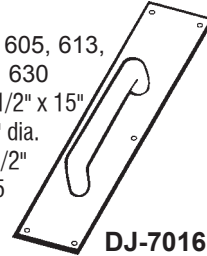
#### DJ-7030

**Finishes:** 605, 613, 628, 630  
**PLATE:** 3-1/2" x 15"  
**PULL:** 3/8" x 1-1/4"  
**C to C:** 6"  
**ANSI:** J405



#### DJ-7011

**Finishes:** 605, 613, 628, 629, 630  
**PLATE:** 3-1/2" x 15"  
**PULL:** 5/8" dia.  
**C to C:** 5-1/2"  
**ANSI:** J405



#### DJ-7015

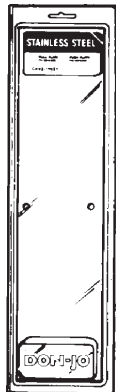
**Finishes:** 605, 613, 628, 629, 630  
**PLATE:** 3-1/2" x 15"  
**PULL:** 3/4" dia.  
**C to C:** 6"  
**ANSI:** J405

#### DJ-7016

**Finishes:** 605, 613, 628, 629, 630  
**PLATE:** 3-1/2" x 15"  
**PULL:** 3/4" dia.  
**C to C:** 8"  
**ANSI:** J405

### PUSH PLATES—

Display Packed (.050, 18 gauge)



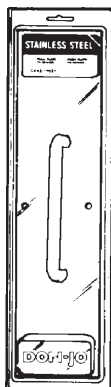
#### DJ-PS-13515

**Finishes:** 605, 613, 630  
**PLATE:** 3-1/2" x 15"

## DON-JO

### PULL PLATES—

Display Packed (.050, 18 gauge)




#### DJ-PL-13515

**Finishes:** 605, 613, 630  
**PLATE:** 3-1/2" x 15"  
**PULL:** 5/8" dia  
**C to C:** 5-1/2"

## KICK PLATES

### RESIDENTIAL KICK PLATES—

*Commercial Kick Plates next page.*



Display Pack: 8-1/4" x 38-1/2"

## DON-JO

**Innovative packaging includes an outer corrugation that insures the inner package will remain fresh for display. Package allows for hanging or stacking.**

### Don Jo Finishes:

- 605** Bright Brass
- 609** Antique Brass
- 613** Oil Rubbed Bronze
- 619** Satin Nickel
- 620** Antique Nickel
- 628** Aluminum
- 629** Polished Stainless Steel
- 630** Satin Stainless Steel
- BT** Gold Anodized Aluminum
- DB** Dark Bronze Anodized Alum.

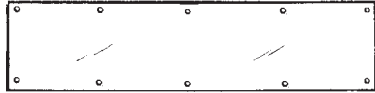
| Stock No. | Finishes          | Size     |
|-----------|-------------------|----------|
| DJ-KP-628 | 605, 630          | 6" x 28" |
| DJ-KP-630 | 605, 630          | 6" x 30" |
| DJ-KP-632 | 605, 630          | 6" x 32" |
| DJ-KP-634 | 605, 630          | 6" x 34" |
| DJ-KP-828 | 605, 628, 630, BT | 8" x 28" |
| DJ-KP-830 | 605, 628, 630, BT | 8" x 30" |
| DJ-KP-832 | 605, 628, 630, BT | 8" x 32" |
| DJ-KP-834 | 605, 628, 630, BT | 8" x 34" |

©ZIPF LOCK COMPANY

# PUSH/PULL/KICK PLATES

## KICK PLATES

### COMMERCIAL KICK PLATES—



.050 Metal (BT finish .040).  
ANSI J102

# DON-JO

- Individually Packaged with screws.
- Full threaded to the head stainless steel sheet screws with plated finish.
- Commercial grade thickness.

| Stock No.   | Finishes                                       | Size      |
|-------------|--|-----------|
| DJ-90 6X28  | 605  | 6" x 28"  |
| DJ-90 6X30  | 605, 609, 613, 619, 620, 628, 629, 630, BT, DB | 6" x 30"  |
| DJ-90 6X34  | 605, 609, 613, 619, 620, 628, 629, 630, BT, DB | 6" x 34"  |
| DJ-90 8X28  | 605, 630                                       | 8" x 28"  |
| DJ-90 8X30  | 605, 609, 613, 619, 620, 628, 629, 630, BT, DB | 8" x 30"  |
| DJ-90 8X34  | 605, 609, 613, 619, 620, 628, 629, 630, BT, DB | 8" x 34"  |
| DJ-90 10X34 | 605, 613, 628, 630                             | 10" x 34" |

• See previous page for finish descriptions.

## KICK PLATES



### Residential Kick Plate - .037 Thickness

- All plates are .037" thick.
- The majority of kick plates are carded. Some are packaged in strong kraft paper.
- Selected sizes and finishes available in magnetic form for easy installation on hollow metal doors.
- Each non-magnetic plate is packed with #6 x 5/8" oval head, undercut sheet metal screws plated to match, for installation on hollow metal, laminate or wood doors.

| Stock No.           | Size     | *Finishes                     |
|---------------------|----------|-------------------------------|
| 8400B * 6X30        | 6" x 30" | 3, 5, 505, 613, 619, 620, 625 |
| 8400B-605 RG630MAG  | 6" x 30" | 605                           |
| 8400PA * 6X30       | 6" x 30" | 3, 28                         |
| 8400B * 6X34        | 6" x 34" | 3, 5, 505, 613, 619, 620, 625 |
| 8400B-605 RG634MAG  | 6" x 34" | 605                           |
| 8400PA * 6X34       | 6" x 34" | 3, 28                         |
| 8400B3 8X30         | 8" x 30" | 3                             |
| 8400PA * 8X30       | 8" x 30" | 3, 28                         |
| 8400B * 8X34        | 8" x 34" | 3, 5, 505, 613, 619, 620, 625 |
| 8400B3 8X34MAG      | 8" x 34" | 3                             |
| 8400B-505 RG8X34MAG | 8" x 34" | 505                           |
| 8400PA * 8X34       | 8" x 34" | 3, 28                         |
| 8400PA3 8X34 MAG    | 8" x 34" | 3                             |

\*Specify Finish.  
MAG-Magnetic Kick Plate.

- SPECIAL NOTES—**
- \* -Specify Finish.
  - MAG** -Magnetic Kick Plate. Stainless Steel or Solid Brass Material.
  - PA** -Aluminum Material.
  - 505** -Stainless Steel Material- Lifetime Brass Finish
- Balance of finishes are Solid Brass Material


**Magnetic Kick Plates Available**

### Ives Finishes:

|              |                                 |
|--------------|---------------------------------|
| <b>US-3</b>  | Bright Brass, clear coated      |
| <b>US-5</b>  | Antique Brass, clear coated     |
| <b>US-28</b> | Satin Aluminum, clear anodized. |
| <b>605</b>   | Polished Brass                  |
| <b>505</b>   | Polished Brass-Lifetime         |
| <b>613</b>   | Oil Rubbed Bronze               |
| <b>619</b>   | Satin Nickel, clear coated      |
| <b>620</b>   | Antique Nickel, clear coated    |
| <b>625</b>   | Bright Chrome                   |

### Commercial Kick Plates - .050" Thickness

- Door Protection Plates are fabricated from the finest architectural aluminum, brass, and stainless steel.
- All aluminum, brass, bronze and stainless steel Door Protection Plates meet ANSI A156.6 requirements for .050" thickness.
- Each plate is packaged carefully wrapped in strong kraft paper with #6 x 5/8" oval head, undercut sheet metal screws plated to match, for easy installation on hollow metal, laminate, or wood doors.
- Use No. 8401 Kickplate Gasket Tape (*Special Order*) as a buffer between brass kickplates and metal doors to help prevent tarnishing which may result from electrolytic oxidation. One package provides enough double-sided adhesive-backed foam tape for the perimeter of an 8" x 34" plate.



| Stock No.        | Size     | *Finishes |
|------------------|----------|-----------|
| 8400B * 6X34 050 | 6" x 34" | 3, 5      |
| 8400B * 8X34 050 | 8" x 34" | 3, 5      |

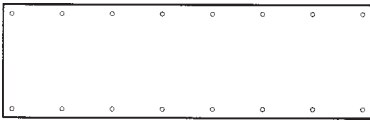
\*Specify Finish.

**Other sizes from 4" x 22" to 48" x 48" available by special order.**

©ZIPF LOCK COMPANY

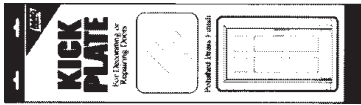
# PUSH/PULL/KICK PLATES

## COMMERCIAL KICK PLATES



- Paper Wrapped
- Relieved Edges

## DISPLAY PACKAGE KICK PLATES



- Carded
- Relieved Edges



| Stock No.          | Finish                      | Size      |
|--------------------|-----------------------------|-----------|
| MAG-9002-605 6X28  | 605                         | 6" x 28"  |
| MAG-9002V-605 6X28 | 605                         | 6" x 28"  |
| MAG-9003-* 6X30    | 605,609,613,619,620,628     | 6" x 30"  |
| MAG-9003V-* 6X30   | 605,628                     | 6" x 30"  |
| MAG-9004V-630 6X32 | 630                         | 6" x 32"  |
| MAG-9005-* 6X34    | 605,609,613,619,620,628,630 | 6" x 34"  |
| MAG-9005V-605 6X34 | 605                         | 6" x 34"  |
| MAG-9007-605 8X28  | 605                         | 8" x 28"  |
| MAG-9007V-605 8X28 | 605                         | 8" x 28"  |
| MAG-9008-* 8X30    | 605,613,619,620,628         | 8" x 30"  |
| MAG-9008V-* 8X30   | 605,630                     | 8" x 30"  |
| MAG-9009V-* 8X32   | 605,628,630                 | 8" x 32"  |
| MAG-9010-* 8X34    | 605,609,613,619,620,628     | 8" x 34"  |
| MAG-9010V-* 8X34   | 605,628,630                 | 8" x 34"  |
| MAG-9015-* 10X34   | 605,613,628                 | 10" x 34" |

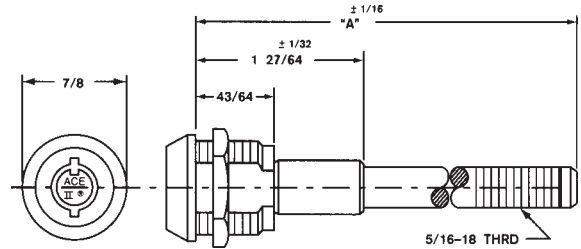
\*=Specify Finish-See page 502 for descriptions., V=Visual Packed

## ACE II® 7 PIN TUMBLER SCREW TYPE LOCK

## SCREW LOCKS (PL-46)

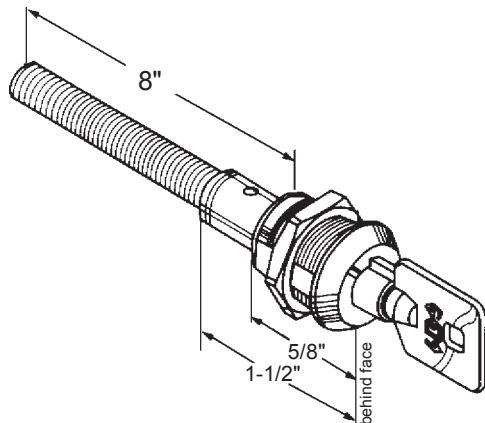


- Patented ACE II® lock assembly in 3/4" diameter.
- Barrel with two flats — 5/8" across.
- 360° key rotation with keypull every 180° (12 and 6 o'clock).
- Two keys furnished per lock.
- Includes body nut.



| Stock No.  | "A"     | Keying                   |
|------------|---------|--------------------------|
| CSA4107 KV | 7-1/32" | Keyed Different* (KV)    |
| CSA4107 KA | 7-1/32" | Keyed Alike (KA) to 7341 |

\*KV indicates the majority of the quantity of locks will be keyed different. A lesser quantity will potentially be keyed alike to one or more key numbers. We can not guarantee that we can ship keyed DIFFERENT locks.



| Stock No.    | Keying          | Key Pulls     |
|--------------|-----------------|---------------|
| TS-1058BD KD | Keyed Different | 12 & 6        |
| TS-1058BD KA | Keyed Alike*    | 12 & 6        |
| TS-1058U KD  | Keyed Different | 12, 3, 6, & 9 |
| TS-1058U KA  | Keyed Alike*    | 12, 3, 6, & 9 |

\*Specify Keyed Alike#: 27379, 27380, 27381.

18 Threads per inch.