


AUXILIARY RIM LOCKS



THE VERSATILE SURFACE MOUNTED DEADBOLT

Ideal For: Sliding Patio Doors, Sliding Windows, Swinging Doors, Double Doors, French Doors, Plus!




Mortise cylinder not included

Installation at top of center or side of sliding door.

5002-1-9A Aluminum Powdercoat #1 gear

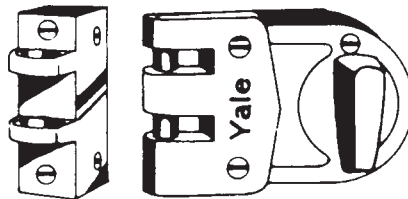
- Can be used on narrow stile doors and frames with a frame width of only 1-5/8".
- Lock housing will accept a standard 1-1/8" mortise cylinder (not included) enabling it to be keyed to other locks in a system.
- Mounts at top or bottom of door or both.
- Equipped with a 3/8" diameter x 9" long locking bolt with a 2-3/8" throw as standard. Other models available by special order.
- Each lock is supplied with a #1 gear (for use with standard mortise cylinders) locking rod, one way screws and instructions.
- Special #2 gear for Medeco mortise cylinder is available by special order.

Yale



80 Security Latchlock

1/2" throw latchbolt. Key outside, thumbturn inside. Latchbolt held retracted by button. Also can be deadlocked by button. Sprayed brass. 2-3/8" backset. 2-1/2" x 3-5/8".



197 Jimmy-Proof Deadlock

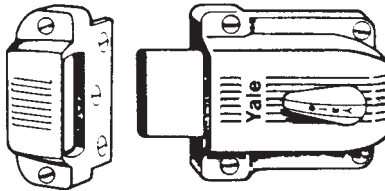
Steel interlocking bolts resist prying. Key outside, thumbturn inside. Shutter guard protects against forced entry even if outside cylinder is removed. Sprayed bronze. 2-3/8" backset. 3-5/32" x 4-3/4".

197

Single cylinder-Inswinging

197 1/4

Double cylinder-Inswinging



112 Heavy Duty Deadbolt

1-1/8" throw deadbolt. Sprayed brass. 2-3/8" backset. 3-3/8" X 3-1/2".

112

Single cylinder-Inswinging

112F

Single cylinder-Outswinging

112 1/4

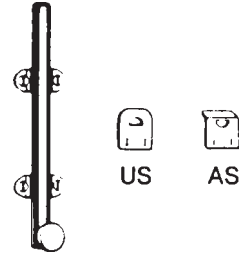
Double cylinder-Inswinging

MISCELLANEOUS

DOOR BOLTS

Decorative Surface Bolts

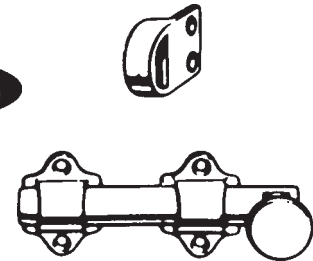
- Features attractive 1/2" half-round rods and well-proportioned guides.
- Semi-concealed guides assure smooth operation and are positioned under the rod to eliminate marring the surface of the bolt.
- Stainless steel tension spring prevents rod disengagement from guide and provides tension to hold bolt in desired position.
- Decorative **3/4" diameter knob** designed to facilitate bolt operation.
- Made from burnished steel.
- Available in 6" length.
- Packed with both Universal and Angle Strikes.
- Meets design requirements of ANSI/BHMA A156.16.
- Dimensions: Throw: 1"; Projection: 15/16"; Half Round Rod: 1/2"; Overall Width: 1-3/8".



Stock No. (Specify Finish & Length)
IV-43F3 6" 6" length - Steel
Finishes: 3

Dutch Door Bolts

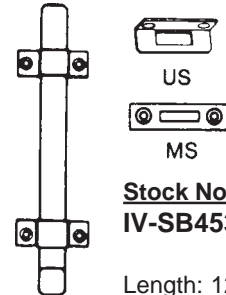
- Practical, rugged, attractive bolt for application on dutch doors as well as other areas.
- Chamfered rod end draws the two leaves of door tightly together.
- Sufficient tolerance provided in strike opening to allow for misalignment of door leaves and also prevents binding of bolt.
- Decorative 1" diameter knob designed to facilitate bolt operation.
- Made from solid brass.
- Packed with Standard Strike.
- Dimensions: Throw: 5/8"; Projection: 1-1/8"; Half Round Rod: 5/8"; Overall Width: 1-5/8"; Rod Length: 4-1/4"; Overall Length, including knob: 4-3/8"



Stock No. (Specify Finish & Length)
IV-054MB 6" length - Steel
Finishes: 3, 26D

Surface Bolt

- Surface Bolt has 1-3/16" throw for maximum security.
- Strong tension springs prevent creep.
- Ideal for all types of doors.
- Available 12" length. (8", 18" and 24" by special order)
- Unit packed with standard screws for added security.
- Unit packed with both a universal top strike (T) and a mortise bottom strike (B).
- Constructed of heavy duty steel.
- 8" and 12" Bolts are UL listed up to 3 hours when used on the inactive door of a pair up to 10' in height.
- Meets ANSI/BHMA A156.16 L84161
- Dimensions: Bar: 3/4" Wide x 1/4" Thick; Overall Width: 2-1/32"; Overall Projection: 1-5/16"
 Top Strike: 1-1/2" x 1-1/2" Angle, 3/16" Thick; Bottom Strike: 3-1/2" Long x 1-5/8" Wide x 1/8" Thick.



Stock No.
IV-SB453-12-TB 26D

Length: 12"
Finishes: 26D

Master Lock

DUAL FUNCTION DOOR SECURITY BAR

Adjusts to fit most Sliding and Hinged doors

Non-marring yoke (removable for sliding doors)
 Designed to fit most doors, simple push button adjustment.
 High strength steel tube. 20-gauge.
 Portable. Collapsible, to fit most suitcases and garment bags.
 Pivoting ball joint for full contact on floor.
 Padded foot provides sure grip on most floors.
 Lifetime Guarantee.

Stock No.
265D (White)

For Sliding Doors

For Hinged Doors


© ZIPP LOCK COMPANY

DOOR CHAINS

CAL-ROYAL

CR-DG22

US3 Solid Brass
 Chain Door Guard
 6-3/4" Chain

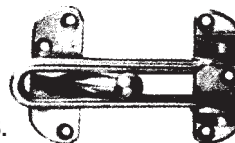


DOOR GUARDS

CAL-ROYAL

CR-BBDHG88

US3, 26D
 Zinc Diecast Swing Bar
 Door Guard with
 ball bearing
Limited supply of US-5.
Call for closeout price.



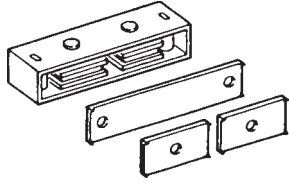
FLIP LOCK MAG-8705

For in-opening doors. Left or right hand.
 Heavy gauge steel.



MISCELLANEOUS


MAGNETIC CATCHES



**Magnetic Catch
IV-326A**
Finishes: 3, 92

Mighty-Mite Heavy Duty Magnetic Catch

- Dual double pole.
- Self-aligning magnets insure maximum pull.
- Can be surface mounted or mortised.
- Aluminum case.
- Packed with sheet metal screws, 2 short strikes and 1 long strike.
- Conforms to ANSI/BHMA A156.9 B43161.
- Dimensions:
Case: 3-1/8" Long x 1" Deep x 9/16" Thick
Load Capacity: 9 lbs.




**Magnetic Catch
IV-327A**
Finishes: 3, 92

Super-Mite Heavy Duty Magnetic Catch

- Dual triple pole.
- Self-aligning magnets insure maximum pull.
- Can be surface mounted or mortised.
- Aluminum case.
- Packed with sheet metal screws, 2 short strikes and 1 long strike.
- Conforms to ANSI/BHMA A156.9 B43161.
- Dimensions:
Case: 3-1/8" Long x 1" Deep x 3/4" Thick
Load Capacity: 14 lbs.


PATIO DOOR LOCKS



SURFACE MOUNTED PATIO SET

Very popular style. Handsome wood handle. Has internal latching. Is reversible for left or right hand application. Comes with various screw lengths to accommodate different door thicknesses.

V1104
VK1104 With Keylock



SURFACE MOUNTED PATIO HARDWARE — INSIDE HANDLE ONLY

Replaces the inside portion of the V1104 patio set. Installs easily with two attaching screws.

V1104IS



FLUSH MOUNTED PATIO SET

Most popular style. Is reversible for left or right hand application. Comes with seven different latches to meet all latching requirements. Easy installation.


V1195
VK1195 With Keylock



INSIDE HANDLE FOR V1195 SET

Handsome wood grained handle is designed for use with V1195 patio set. Wood screws are also included for use as a pull on large cabinet doors, etc.

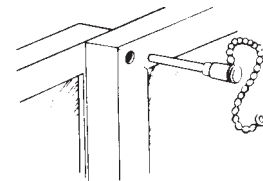
V1147H



PATIO DOOR KEY LOCK

Key lock protection for inside or outside sliding door. Deadlocks door for maximum security. Easily locked by pushing bolt to engage. Requires key to unlock. Aluminum finish.

V104



PATIO PIN LOCK

Install easily by drilling hole through sliding door and into one side of stationary door. Has pin holder for storage while not in use.

V108

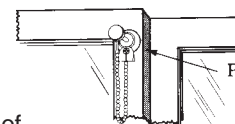
Also see page 434 for Master's
Patio Door Locking Bar.

Also see page 251 for Major's
Octopod Lock.



Sliding Door Pin Lock MAG-8752

Prevents sliding and lifting of doors. Locks or vents.



Pin Retainer Cap

©ZIPF LOCK COMPANY

See page 427 for Cal Royal, Don Jo, Ives finish descriptions.