


MISCELLANEOUS

POCKET DOOR LOCKS & PULLS

CAL-ROYAL



For Pocket Doors

- *Adjustable for 1-3/8" to 1-3/4" door thickness.
- Fully reversible.
- Simple to install.
- Individually polybagged & boxed.
- *Privacy for 1-3/4" requires Rocker Pin-SPECIFY

Stock No.

SDL-16-

Description

Privacy Lock

SDL-17-

Passage Lock

• Privacy has emergency release.

FINISH: US3(605)

Bright Brass

5(609)

Antique Brass

15(619)

Satin Nickel

15A(620)

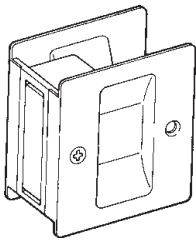
Antique Nickel

26(625)

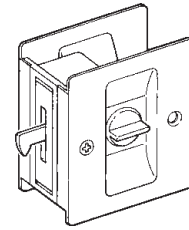
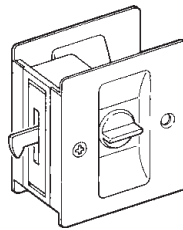
Bright Chrome

26D(626)

Satin Chrome



IVES



Stock No. (Specify Finish)

IV-990B

Finishes: 3, 5, 26, 613, 619, 620

Sliding Door Pull - Passage

- Fits doors 1-3/8" to 1-1/2".
- Decorative coined edges.
- Pre-assembled for doors opening left to right. Plates are reversible.
- Body and strike made from solid brass.
- Dimensions: 1-3/4" deep x 2-1/4" high

Stock No. (Specify Finish)

IV-991B

Finishes: 3, 5, 26, 613, 619, 620

Sliding Door Lock - Privacy

- Fits doors 1-3/8" to 1-1/2".
- Decorative coined edges.
- Pre-assembled for doors opening left to right. Plates are reversible.
- Body, turn knob and strike made from solid brass.
- Dimensions: 1-3/4" deep x 2-1/4" high

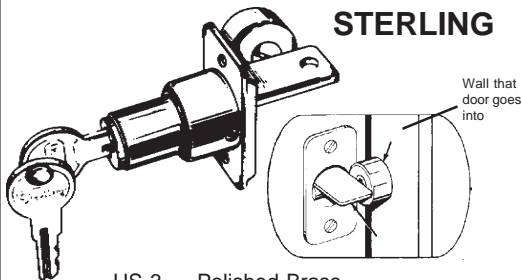
Stock No. (Specify Finish)

IV-992B

Finishes: 3

Sliding Door Lock - Double Sided

- Fits doors 1-3/8" to 1-1/2".
- Decorative coined edges.
- Pre-assembled for doors opening left to right. Plates are reversible.
- Body, turn knobs and strike made from solid brass.
- Dimensions: 1-3/4" deep x 2-1/4" high



STERLING

US-3 Polished Brass
US-26D Satin Chrome

Wall that door goes into

Stock No

ST-1062

Finishes

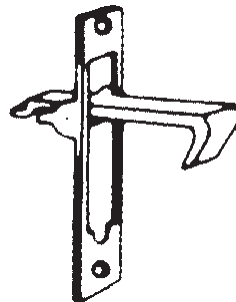
US-3 or 26D

Keying

KD or KD

This sturdy lock provides a simple low-cost means of locking pocket doors. May be installed in almost any pocket door. All exterior surfaces are plated for good appearance. Quick and easy to install. No Mortising. Fits doors 1-3/8" to 1-3/4" thick. Jamb strike furnished. Two keys.

CAL-ROYAL



CR-EP23

US3

Edge Pull, Flush Mount, Size 3"

DON-JO

Edge Pull

DJ-104

Finishes: 605, 613, 626

Material: Solid Brass.

Dimensions: 3-7/8" x 3/4"



©ZIPF LOCK COMPANY

446 v1

(PL-42)

See page 427 for Cal Royal, Don Jo, Ives finish descriptions.

MISCELLANEOUS

POCKET DOOR LOCKS & PULLS



Sliding Door Edge Pull

- 3/4" width allows installation on narrow as well as standard doors.
- Spring automatically returns lever flush with plate.
- Made from solid brass.
- Conforms to design requirements of ANSI/BHMA A156.14 D2801.
- Dimensions: 3-7/8" H x 3/4" W

Stock No. (Specify Finish)

IV-230B

Finishes: 3, 5, 10B, 15, 15A, 26, 26D



Round Pocket Door Lock


- Fits standard 2-1/8" prep.
- Installs in minutes.
- Auto Catch Lock Mechanism.
- Lifetime Mechanical Warranty.
- 10-year Finish Warranty.

Stock No. Description

KW-334 Passage

KW-335 Privacy

Specify Stock No. and Finish.



12 locks per case.

SPECIFICATIONS

DOOR THICK: 1-3/8" to 1-3/4"

BACKSET: 2-3/8"

BORE: 2-1/8" x 1"

FINISHES: **US-3** (605) Polished Brass

US-5 (609) Antique Brass

US-10B (613) Oil Rubbed Bronze

US-15(619) Satin Nickel

US-15A (620) Antique Nickel

US-26D (626) Satin Chrome

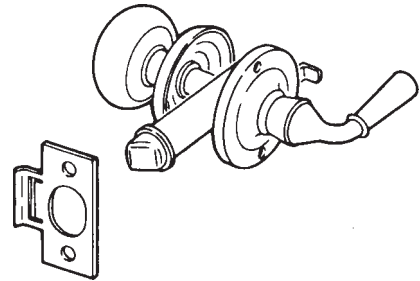
US-32 (629) Bright Stainless Steel

STORM DOOR LOCKS



Storm Door Latch

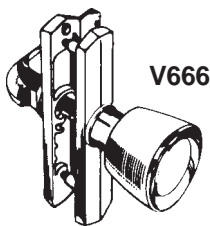
- For wood storm doors 7/8" to 1-1/8" thick.
- Reversible: fits right or left hand, inswinging or outswinging doors.
- Security lock feature operates from inside rose.
- Solid brass safety strike assures latching and is designed to compensate for air pressure build-up between doors.
- Made from wrought brass.
- Dimensions:
Backset: 1-3/4"
Rose Diameter: 1-7/8"
Knob Diameter: 1-3/4"
Knob Projection: 2"
Lever Length: 1-3/4"
Lever Projection: 1-7/8"



Stock No. (Specify Finish)

IV-980B

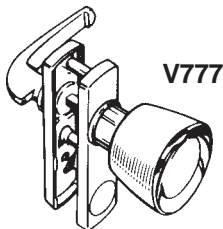
Finishes: 3, 5, 10B, 15, 15A, 26, 26D



TULIP KNOB LATCH

- For outswinging wood or metal doors.
- Fits doors 7/8" to 1-1/8" thick.
- Installation hole spacing 3".
- Installs in three 1/4" holes.
- Backset from jamb (door stop) 1".

- Installs with spring loaded strike plate.
- Covers most previous installation drillings in door.



TULIP KNOB LATCH

- For outswinging wood or metal doors.
- Fits doors 7/8" to 1-1/8" thick.
- Installation hole spacing 1-3/4".
- Installs in three 1/4" holes.
- Backset from jamb (door stop) 7/8".
- Installs with spring loaded strike plate.



©ZIPF LOCK COMPANY

See page 427 for Cal Royal, Don Jo, Ives finish descriptions.

447
(PL-42)