


# MISCELLANEOUS

## WINDOW HARDWARE



### Window Lock

- Spring actuated lever provides positive direct pull which pulls rails together.
- Stops rattles and drafts.
- When unlocking, lever automatically returns to opened position.
- Made from wrought steel.
- Meets design requirements of ANSI/BHMA 156.16.
- Dimensions: Base: 1-3/8" x 2-5/16"; Strike: 9/16" x 2-1/4"




**Stock No. (Specify Finish)**

**IV-4F3**

Finishes: 3

### Window Lock

- Designed low to the sash for superior strength and greater resistance to breakage.
- Vertical and horizontal camming action for snug, non-rattling fit.
- Heavy gauge springs provide long-wearing action.
- Made from solid brass or aluminum.
- Meets design requirements of ANSI/BHMA 156.16.
- Dimensions:  
Base: 15/16" x 2-9/16"  
Strike: 5/8" x 2-9/16"



**Stock No. (Specify Finish)**

**IV-07A3** Aluminum

Finishes: 3

**IV-07MB** Solid Brass

Finishes: 3, 10B, 15, 15A, 26

### Bar Window Lift

- Facilitates opening of window in a safe manner.
- Can also be used as a drawer or utility pull.
- Made from solid brass or aluminum.
- Meets ANSI/BHMA A156.16.
- Dimensions:  
Base: 1-1/8" x 4"  
Projection: 1-1/16"



**Stock No. (Specify Finish)**

**IV-026A3** Aluminum

Finishes: 3

**IV-026MB** Solid Brass

Finishes: 3, 14

### Casement Fastener (2 sizes)

- For use on windows to provide weather-tight fastening and security.
- Also ideal for securing louvered doors and small doors.
- Made from solid brass or aluminum.
- Meets ANSI/BHMA A156.16.
- Dimensions:

#### IV-066


Base: 1-5/8" x 7/8"

Projection: 1-3/8"

#### IV-66

Base: 2-1/16" x 1-1/16"

Projection: 1-7/8"



**Stock No. (w/rim & mortise strikes)**

**IV-66A3 RS MS** Aluminum

Finishes: 3

**Stock No. (w/mortise strike)**

**IV-66B \* MS** Solid Brass

Finishes: 3, 10B, 15, 15A, 26, 26D

**Stock No. (w/rim strike)**

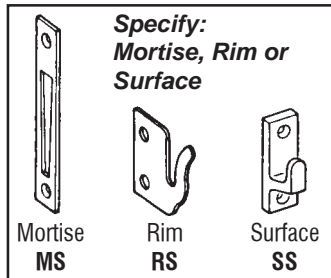
**IV-66B \* RS** Solid Brass

Finishes: 3, 10B, 15, 15A, 26, 26D

**Stock No. (w/surface strike)**

**IV-66B \* SS** Solid Brass

Finishes: 3, 10B, 15, 15A, 26, 26D



**Stock No. (w/rim & mortise strikes)**

**IV-066A3 RS MS** Aluminum

Finishes: 3

**Stock No. (w/mortise strike)**

**IV-066B \* MS** Solid Brass

Finishes: 3, 10B, 15, 15A, 26, 26D

**Stock No. (w/rim strike)**


**IV-066B \* RS** Solid Brass

Finishes: 3, 10B, 15, 15A, 26, 26D

**Stock No. (w/surface strike)**

**IV-066B \* SS** Solid Brass

Finishes: 3, 10B, 15, 15A, 26, 26D



# MISCELLANEOUS

## WINDOW HARDWARE



### Casement Adjuster

- Securely holds casement window in any position.
- Can also be used to hold cabinet lids and drafting table tops in various positions.
- Made from burnished steel or solid brass.
- Available in 10" and 12" lengths.
- Dimensions: Tube: 3/8" x 5/8"; Projection: 1"  
Sash Plate: Brass: 1-5/8" x 5/8"; Steel: 2 x 5/8"  
Sill Plate: 2-1/4" x 15/16"



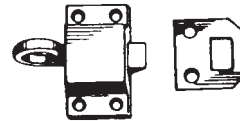
### Stock No. (Specify Finish & Length)

<b>IV-71B3 10"</b>	Length 10" - Brass
<b>IV-71B3 12"</b>	Length 12" - Brass
<b>Finishes: 3</b>	
<b>IV-71F3 10"</b>	Length 10" - Steel
<b>IV-71F3 12"</b>	Length 12" - Steel
<b>Finishes: 3</b>	



### Transom Catch

- Independent latch action; transom can be closed by pushing directly on ring.
- Reversible: latch bolt can be easily reversed by removing back plate.
- Narrow base accommodates 1-1/4" rail.
- Made from cast aluminum.
- Conforms to design requirements of ANSI/BHMA A156.16.
- Dimensions:  
Size: 2-1/4" x 1-1/4"  
Latch Throw: 5/16"

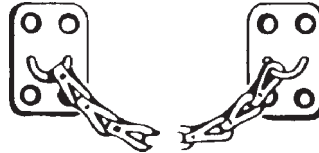


### Stock No. (Specify Finish)

<b>IV-80A4 US</b>	Universal Strike
<b>Finishes: 4</b>	


### Transom Chain

- Available in 10", 12" (15" special order) chain lengths to meet varying opening requirements and transom sizes.
- Made from wrought steel.
- Plate Size: 1-1/2" x 1".



### Stock No. (\*Specify Finish & Length)

<b>IV-82F * 10"</b>	Length 10"
<b>*Finishes: 3, 14</b>	
<b>IV-82F * 12"</b>	Length 12"
<b>*Finishes: 3, 14</b>	



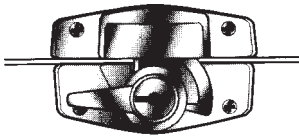
### HEAVY DUTY

For door or window. 2 per card.  
**MAG-8732 Aluminum**



### HEAVY DUTY

Fits wide or narrow tracks. No-Mar, 2 per card.  
**MAG-8746 Aluminum**



### KEYED WOOD SASH WINDOW LOCK

**MAG-8758 KA Brass**

For double hung wood windows