

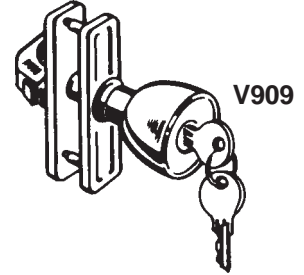
# MISCELLANEOUS

## STORM DOOR LOCKS

### TULIP KEY-IN-KNOB LOCK

- For outswinging wood or metal doors.
- Fits doors 7/8" to 1-3/8" thick.
- Installation hole spacing 3".
- Installs in three 1/2" holes.
- Backset from jamb (door stop) 1".
- Installs with spring loaded strike plate.
- Covers most previous installation drillings in door.
- Key lock for extra security.

*Wright*  
PRODUCTS




V909

### PUSH BUTTON LATCH

- For outswinging wood or metal doors.
- Fits doors 1" to 1-1/4" thick.
- Installation hole spacing 1-3/4".
- Installs in three 1/4" holes.
- Contains two sizes of strikes and shims to provide adjustment for latching.
- Has "No-Lock-Out" feature.

*Wright*  
PRODUCTS




V333  
VK333-3 Key Lock

### COLONIAL PUSH BUTTON LOCK

- Authentic colonial hammered finish.
- For outswinging wood or metal doors.
- Fits doors 1" to 1-1/4" thick.
- Installation hole spacing 1-3/4".
- Installs in three 1/4" holes.
- Contains two sizes of strikes and shims to provide adjustment for latching.
- Has "No-Lock-Out" feature.
- Key lock for extra security.


*Wright*  
PRODUCTS



VCK333-3BL

### PUSH-PULL LATCH

- For wood or metal doors.
- Fits outswinging doors 7/8" to 1-3/8" thick.
- Installs with 1" diameter hole-no mortising.
- Backset 13/16" from jamb (door stop).
- Pull to open from outside, push to open from inside.



*Wright*  
PRODUCTS

V1000

## STORM DOOR CLOSERS

*Wright*  
PRODUCTS




V1020 Aluminum Finish  
V1020BL Black Finish

### PNEUMATIC DOOR CLOSER

- For outswinging wood or metal doors.
- Full 90° opening.
- Two hole end plug for summer or winter adjustable latching power.
- Adjustable closing speed.
- Factory lubricated.
- Internal spring for prevention of rod bending.
- Replacement cover plate furnished to cover old door bracket installation holes.

## TRAILER LOCKS

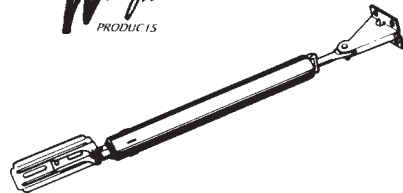
Comp  
FORT



- TL-37 KD Key Different  
TL-37 KA 1339 Keyed Alike 1339
- 5000 series double bitting, 6 tumbler, key retaining in unlocked position, solid die cast construction. Key blank: K750. 90° key rotation

More on pages 473, 497-498.

*Wright*  
PRODUCTS



VH440BL

### HYDRAULIC DOOR CLOSER

- Hydraulic mechanism provides smooth constant "no bounce" action.
- For outswinging wood or metal doors.
- Full 90° opening.
- Two hole end plug for summer or winter adjustable latching power.
- Adjustable closing speed by rotating the tube.
- Factory lubricated.
- Aluminum tube assembly.
- Replacement cover plate furnished to cover old door bracket installation holes.
- Black Finish

©ZIPF LOCK COMPANY