

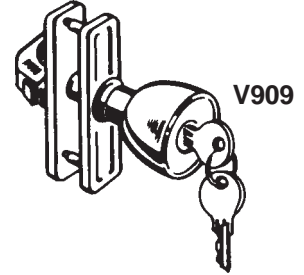
MISCELLANEOUS

STORM DOOR LOCKS

TULIP KEY-IN-KNOB LOCK

- For outswinging wood or metal doors.
- Fits doors 7/8" to 1-3/8" thick.
- Installation hole spacing 3".
- Installs in three 1/2" holes.
- Backset from jamb (door stop) 1".
- Installs with spring loaded strike plate.
- Covers most previous installation drillings in door.
- Key lock for extra security.

Wright
PRODUCTS




V909

PUSH BUTTON LATCH

- For outswinging wood or metal doors.
- Fits doors 1" to 1-1/4" thick.
- Installation hole spacing 1-3/4".
- Installs in three 1/4" holes.
- Contains two sizes of strikes and shims to provide adjustment for latching.
- Has "No-Lock-Out" feature.

Wright
PRODUCTS




V333
VK333-3 Key Lock

COLONIAL PUSH BUTTON LOCK

- Authentic colonial hammered finish.
- For outswinging wood or metal doors.
- Fits doors 1" to 1-1/4" thick.
- Installation hole spacing 1-3/4".
- Installs in three 1/4" holes.
- Contains two sizes of strikes and shims to provide adjustment for latching.
- Has "No-Lock-Out" feature.
- Key lock for extra security.


Wright
PRODUCTS



VCK333-3BL

PUSH-PULL LATCH

- For wood or metal doors.
- Fits outswinging doors 7/8" to 1-3/8" thick.
- Installs with 1" diameter hole-no mortising.
- Backset 13/16" from jamb (door stop).
- Pull to open from outside, push to open from inside.



V1000

Wright
PRODUCTS

STORM DOOR CLOSERS

Wright
PRODUCTS




V1020 Aluminum Finish
V1020BL Black Finish

PNEUMATIC DOOR CLOSER

- For outswinging wood or metal doors.
- Full 90° opening.
- Two hole end plug for summer or winter adjustable latching power.
- Adjustable closing speed.
- Factory lubricated.
- Internal spring for prevention of rod bending.
- Replacement cover plate furnished to cover old door bracket installation holes.

TRAILER LOCKS

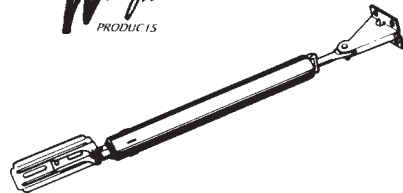
Comp
FORT



- TL-37 KD Key Different
TL-37 KA 1339 Keyed Alike 1339
- 5000 series double bitting, 6 tumbler, key retaining in unlocked position, solid die cast construction. Key blank: K750. 90° key rotation

More on pages 473, 497-498.

Wright
PRODUCTS



VH440BL

HYDRAULIC DOOR CLOSER

- Hydraulic mechanism provides smooth constant "no bounce" action.
- For outswinging wood or metal doors.
- Full 90° opening.
- Two hole end plug for summer or winter adjustable latching power.
- Adjustable closing speed by rotating the tube.
- Factory lubricated.
- Aluminum tube assembly.
- Replacement cover plate furnished to cover old door bracket installation holes.
- Black Finish

©ZIPF LOCK COMPANY

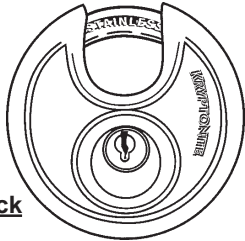
PADLOCKS



GOOD

Designed to stop theft and unauthorized use in **LOW TO MEDIUM RISK LOCATIONS.**

Continued-

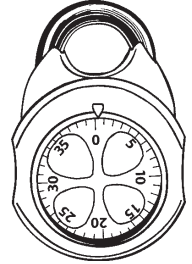


Stainless Steel Padlock
KR-850434 2-3/4"

Padlock features armor-protected hardened steel shackle. Double deadbolt locking. Stainless steel deep welded body.

E Z Touch Combination Padlock
KR-850441 2"

Padlock features patent-pending ergonomic dial that can be set using one hand. Right-Left-Right dial mechanism offering 64,000 combinations. Hardened steel shackle. Protective plastic shroud over hardened steel body.

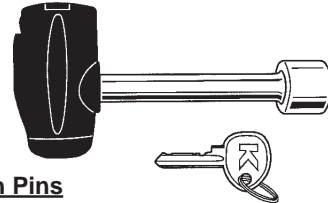


SPECIALTY

Specialized security solutions designed to stop theft and unauthorized use, including high security ground anchors, locking trailer hitch pins, and adjustable length ladder locks.

StrongHold Security Anchor
KR-330202 Above-ground security anchor

An extra-tough theft resistant locking point, for use indoors or out, providing protection from ride-away, roll-away and lift-away theft. 5/8" hardened carbon alloy steel shackle lays flat when not in use. Weatherproof, impact resistant body. Includes 5/8" cement anchor bolts. Recommended for both commercial and residential installations.



Locking Hitch Pins

KR-360209 1/2" pin diameter, class II, 1-1/4" receivers

KR-360216 5/8" pin diameter, class III, 2" receivers

Serious security for receiver style trailer hitches and hitch-mount racks. High-security hardened steel locking head swivels for easy use in tight locations. Double chrome plated for corrosion resistance. Protective keyway cover.

Hitch Pin Security Cable

KR-360223 12" x 1/2" cable

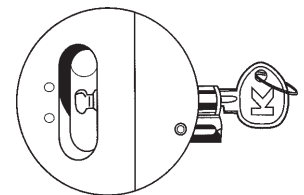
For use with all Kryptonite locking hitch pins. Secure gear with cable then slide steel loop end onto hitch pin and lock into place. Braided steel cable increased resistance to cutting and sawing. Extra large loop end for cinching.



Keyway
Iico #1046A



Front



Back

Shackle-less Padlock

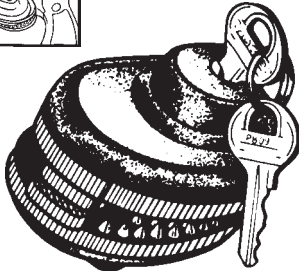
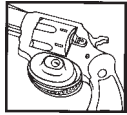
KR-855156 2-7/8" x 1-1/2"

Designed for use in the highest risk locations. Pick and drill resistant 6-pin brass cylinder. 2-7/8" x 1-1/2" heavy duty solid hardened steel body. Resists prying, cutting and sawing attacks

©ZIPF LOCK COMPANY

PADLOCKS

SPECIALTY PADLOCKS



GUN LOCK

The world standard in trigger lock design. Steel and zinc body for maximum durability. 4-pin tumbler cylinder helps prevent picking. Durable metal construction. Protective rubber pads shield gun from scratches. Fits most handguns, rifles and shotguns.

Keyed Different

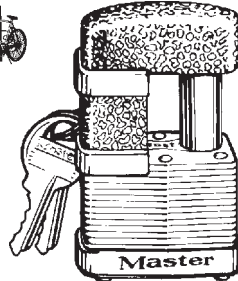
90D KD

Keyed Alike*

90D KA

*KEYED ALIKE NUMBERS STOCKED:

90D KA: P104.



ARMOR LOCK

Armored hardened steel shackle defies cutting. 1-3/4" laminated steel body for superior strength. 4-pin tumbler cylinder helps prevent picking. Shackle guard protects against bolt cutters and hacksaws. Shackle fits openings 1/2" diameter or larger; shackle guard removable to accommodate openings 9/32" diameter. Clearances: vertical 15/16", horizontal 7/16". Ideal for securing trailers, cables and chains. 2 keys.

Keyed Different

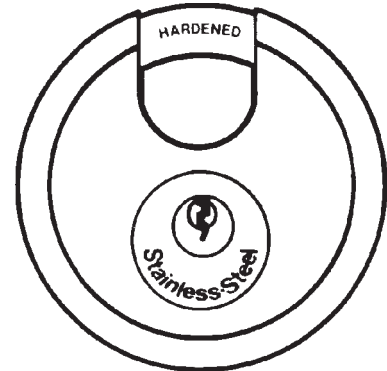
37 KD 15/16" vertical clearance.

Keyed Alike*

37 KA 15/16" vertical clearance.

*KEYED ALIKE NUMBERS STOCKED:

37 KA: 3383, 3438.



MAXIMUM SECURITY

Fully shielded design minimizes shackle exposure. Key retaining feature ensures padlock is not left unlocked. 2-3/4" wide stainless steel body. Hardened steel shackle, diameter 3/8". Clearances: vertical 3/4", horizontal 3/4". 4-pin cylinder. Double dead-bolt locking to guard against pulling. Lifetime guarantee.

Keyed Different


40D KD

Keyed Alike*

40D KA

*KEYED ALIKE NUMBERS STOCKED:

40DKA: 0313, 0340, 0370, 0452, 0476.

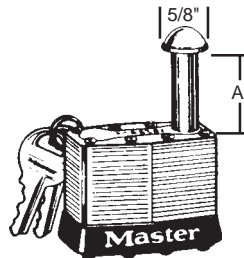


GUN LOCK

Easy to install and set. Features positive locking with adjustable ratchet mechanism. Offers added convenience of keyless resettable combination. Special cushion pads protect gun's finish from marring or scratching. fits many handguns, rifles and shotguns.

Combination Gun Lock

94DSPT



VENDING & METER LOCK

Prevents access to vending and utility valve equipment. 1-1/2" wide laminated steel body. Hardened shackle spins for extra cut resistance. 4 pin tumbler cylinder. Shackle 3/8" diameter. Keyed-Alike only.


STEEL BODY

No. Clearance (A)

\$443LE KA 7/8" shackle

Keyed Alike No.: 3693.

-\$Discontinued. Call for closeout price.



WIDE BODY

Extra wide reach for commercial freezers and other special applications. Removable cylinder can be replaced or repinned. 3-1/4" wide laminated steel body. Hardened boron alloy shackle, diameter 5/16". Clearance: vertical 3", horizontal 2-1/4"

No. Description

101 KD Keyed differently

101 KA Keyed Alike #10L467

101WO Lock without cylinder

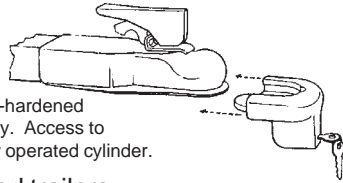
Separate cylinders available to match other Master padlocks. **SEE PAGE 501.**

©ZIPF LOCK COMPANY

PADLOCKS

TRAILER LOCKS AND MISCELLANEOUS

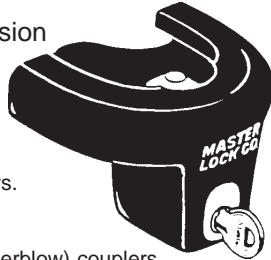
Lock housing slides over coupler flange and is firmly secured by turning up case-hardened set screw into coupler cavity. Access to set screw is blocked by key operated cylinder.



- Protect unattended trailers
- Rugged die-cast zinc body resists corrosion
- 4-pin tumbler cylinder

No. Description

- MA-34** Fits most 2" couplers.
MA-35 Fits most 2" and 2-5/16" Marvel couplers.
MA-36 Fits most 2" Hadco couplers.
MA-39 Fits most 1-7/8" and 2" Bull Dog (Hammerblow) couplers.



Master Lock



1-3/4" laminated steel body for superior strength. Shackle guard protects against bolt cutters and hacksaws. Shackle fits openings 1/2" diameter or larger; shackle guard removable to accommodate openings 9/32" diameter. Clearances: vertical 15/16", horizontal 7/16".


Keyed Different

37 KD 15/16" vertical clearance.

Keyed Alike*

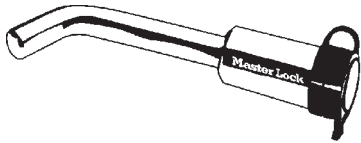
37 KA 15/16" vertical clearance.

*KEYED ALIKE NUMBERS STOCKED:
37 KA: 3383, 3438.



See previous page for more details


CLASS II RECEIVER HITCH LOCK 1/2" PIN & SNAP-ON RECEIVER LOCK



374DAT

1/2" pin fits standard 1-1/4" receiver tube. Nickel-plated, hardened steel pin resists corrosion and provides strong cut and shear resistances. The lock body snaps (and locks) onto the receiver pin for fast and trouble-free application. The pin tumbler mechanism offers maximum pick resistance while the solid brass keyway and vinyl cover allows for extended weather protection.

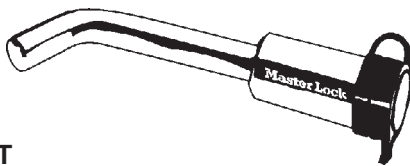
SOLID RECTANGULAR BRASS TRAILER COUPLER LOCK



605DAT

2-1/4" solid brass coupler lock with anti-sawing pin for maximum protection. Case-hardened steel shackle resists cutting and sawing. Solid brass case resists corrosion. Precision pin tumbler mechanism for superior pick resistance.


CLASS III/IV RECEIVER HITCH LOCK 5/8" PIN & SNAP-ON RECEIVER LOCK



375DAT

5/8" pin fits standard 2" receiver tube. Nickel-plated, hardened steel pin resists corrosion and provides strong cut and shear resistances. The lock body snaps (and locks) onto the receiver pin for fast and trouble-free application. The pin tumbler mechanism offers maximum pick resistance while the solid brass keyway and vinyl cover allows for extended weather protection.

UNIVERSAL TRAILER COUPLER LOCK



377DAT

Universal coupler lock fits 1-7/8" and 2" ball diameters of the following coupler brands: Reese®, Fulton, Valley, Attwood®, Putnam, Marvel, Ideal, Acme, Dutton-Lainson and UFP. Easy to install and remove. Resists rust and corrosion. Guards against trailer towaway theft.

SPARE TIRE LOCKS

262DAT

Spare tire lock, lug nut style. Ideal for locking spare tires on RV's, truck, etc.



HIGH SECURITY KING PIN LOCK

MA-387 KD Keyed Different

Secures the king pin of semi-tractors trailers. Renders bolt cutters useless. High grade aluminum is lightweight while providing high security. Includes an integrated No. 5 lock with all of its security and keying flexibility.

